

ESCAPEES

Sharing the RV Lifestyle

www.escapees.com | May/June 2016



A Full-time
RVer's Alternative
**LEASING
YOUR HOME**

PAGE 23

Early Registration
Through **JUNE 30**
PAGE 12



**PREVENTATIVE
MAINTENANCE**

Lap Sealant for Your
Fiberglass RV Roof

PAGE 59

Page 26 | Five Fabulous Fruit Festivals



Great rates on
savings accounts
and loans

ONLINE
AND MOBILE
BANKING

\$20/MONTH ATM
REBATES¹



The perfect financial partner for RVers

As an Escapees member,² enjoy Alliant's low loan rates for an RV purchase or refinance. Extended terms available. Full timers welcome!

Alliant RV loan rates **as low as 3.24% APR³**

Full timers **as low as 3.99% APR³**

To apply, visit myalliantcreditunion.com/escapees/ or contact
Rich Holke - 800-328-1935, ext. 3604 • rholke@alliantcreditunion.com

Jadwiga Goraczynski - 800-328-3623, ext. 3623 • jgoraczynski@alliantcreditunion.com

Ask about our exclusive special offers for Escapees members.



Federally insured by
NCUA



(1) Surcharge-free ATMs include Alliant-owned ATMs and ATMs that are part of the Alliance One, Allpoint, CO-OP Network, Credit Union 24 CU Here and Publix Presto networks when you use your Alliant Convenience card, Alliant Visa HSA debit card or Alliant checking account Visa debit card. Alliant will rebate fees incurred at other nonsurcharge-free ATMs up to \$20 per month per membership account when you use your Alliant checking account Visa debit card to make a deposit, withdrawal, transfer or balance inquiry. The rebate does not apply to cash advances from Alliant Visa credit cards through ATMs nor to the Alliant Convenience card, Alliant Visa HSA debit card and Visa International Service Assessment (ISA) fees. (2) Alliant Credit Union membership is an exclusive benefit available to members of the Escapees RV Club and their family members. Applicants must also meet other eligibility requirements for Alliant membership. Please visit alliantcreditunion.com for details regarding Alliant membership eligibility requirements. (3) APR=Annual Percentage Rate. Membership is required. Alliant RV loan rate as low as 3.24% APR (as low as 3.99% APR for full timers) as of 03/01/2016. Loan approval, APR and downpayment required and other terms and conditions based on LTV (Loan to Value), payment method, creditworthiness, collateral (including age of vehicle), terms of loan and residency status. Advertised rates include automatic payment option. Rates are 0.4% higher without automatic payment option. Refinancing of loans from other lenders is available. Member is responsible for any fees associated with transferring of title. Rates are 1% higher when refinancing an existing Alliant loan. Financing available in all 50 states. All loans are subject to approval. Rates, terms and conditions are subject to change. You must be 18 or older to apply. We may not extend credit to you if you do not meet Alliant criteria. Allowable terms vary by loan amount.

©2016 Alliant Credit Union. All Rights Reserved. SEG951-R03/16

SOMETHING THIS GOOD SHOULD BE SHARED...

This overflow camping spot at Glimmerglass State Park is only four hours from Essex Junction, Vermont, and Escapees Escapade. See page 12 for more information about registering for this event.

Photo by Amanda Watson #123749.
www.watsonswander.com

Sharing the RV Lifestyle

ESCAPEES RV Club
A TOTAL SUPPORT NETWORK FOR ALL RVERS



Information requests can also be made online at www.escapees.com or sent by e-mail to clubbusiness@escapees.com.

MEMBERSHIP Application | INFORMATION Request

Mail this form to Escapees RV Club • 100 Rainbow Drive • Livingston, TX 77351 • 888-757-2582 • or visit www.escapees.com

I'm simply requesting an information kit and FREE copy of *Escapees* magazine.
Payment information not required.

New Members, take advantage of our **REDUCED RATE and NO ENROLLMENT FEE!** ~~Was \$60~~ now only \$39.95
I am enclosing my annual membership fee of \$39.95 (Canada and Mexico, add \$10). All payments in U.S. currency.

* With the exception of the veterans' discount, this special rate cannot be combined with other offers.

 Like us on facebook
facebook.com/escapeesrvclub

Name: _____ (Your address will not be sold.)
Last First Partner

Permanent mail address: _____
Street City State Zip

My e-mail address: _____ Contact phone #: _____

I prefer the digital *Escapees* magazine and would like to opt out of the printed copy. Yes No

Include my address in the members-only membership directory: Yes No

Please contact me about my local chapter: Yes No Subscribe me to *Club News* e-mails: Yes No

How did you hear about Escapees? _____

Type of RV: Motorhome Fifth-wheel Travel trailer Other _____

Check #: _____ Credit: Visa M/C Discover Card# _____

Exp. date: ____/____/____ Signature: _____

Tell your friends and earn rewards with the Escapees member referral program
See page 88.

ESCAPEES MAGAZINE Submissions

There are no deadlines for submitting articles. Only completed material is accepted for review. No queries, please. Material is compiled many issues in advance, so please note if your material is time-sensitive. If you would like to become a contributor and obtain a copy of *Escapees* magazine writer's and photographic guidelines, visit www.escapees.com/magazine, call 888-757-2582 or e-mail editor@escapees.com or graphics@escapees.com.

Department Deadlines

Nov 10 • Jan/Feb Jan 10 • March/April March 10 • May/June
May 10 • July/August July 10 • Sept/Oct Sept 10 • Nov/Dec

Department information includes "Tips," "Different Viewpoints," "SKP Stops" and all chapter- and BOF-related material. Submissions will be condensed, used on a space-available basis and may even be held for a future issue. Department material generally does not qualify for payment. Send submissions by e-mail to departmentseditor@escapees.com.

CONTACT US

Address changes (mail service)

mailservice@escapees.com • 888-757-2582

Address changes (permanent)

clubbusiness@escapees.com • 888-757-2582

Advertising sales department

advertising@escapees.com

BOF (Birds of a Feather) groups

bob@escapees.com

Chapters

chapterdirectors@escapees.com

Commercial membership

commercialmembership@escapees.com

Departments material

departmentseditor@escapees.com

Discount parks

discountparks@escapees.com

Escapees RVer's' Boot Camp

bootcamp@escapees.com

Escapees CARE Center

careinc@escapees.com • 936-327-4256

Escapees magazine

editor@escapees.com

Escapees SmartWeigh

smartweigh@escapees.com

Escapees Travel Agency

eta@escapees.com

Event registration

registration@escapees.com

General club business

clubbusiness@escapees.com

Graphic arts department

graphics@escapees.com

Head Out Program (HOP)

hopinfo@escapees.com

Mail-forwarding service

mailservice@escapees.com

Mark, My Words column

techquestions@escapees.com

Rainbow Parks

parks@escapees.com • 888-580-8444

Viewfinder

viewfinder@escapees.com

ACRONYMS

BOF	Birds of a Feather (Escapees special-interest groups)
CARE	Continuing Assistance for Retired Escapees
CM	Commercial membership
ERPU	Escapees Rainbow Parks Unlimited
HOP	Head Out Program
LCLA	Limited copyright license agreement
MYSKP	Members-only Website access
RV	Recreational vehicle
SKP	Support, knowledge and parking or special kind of people (or Escapees)
SKP #	Escapees membership number
TBA	To be announced
VCR	Volunteer club representative
WiFi	Wireless for networking and Internet access

If there are other terms that you have questions about, please let us know by calling 888-757-2582 or e-mail editor@escapees.com.

Be in Control of Your Membership Information

The MYSKP section of www.escapees.com allows you to change your personal club information, access the online membership directory, sign up for *Club News* and more! Visit www.escapees.com to register.

Visit www.escapees.com/aboutus/182-information-kit to request a FREE info kit, copy of *Escapees* magazine or mail service information.

MEMBERSHIP BENEFITS

Adventure, Education and Support Services

- Escapees Mail Service (Provides three domicile addresses: Texas, Florida and South Dakota!)
- Escapees Mail Service scanning option
- *Escapees* magazine (digital versions and archives online, too!)
- Chapters (US, Canada, Mexico)
- BoFs (groups sharing common interests)
- Escapade (educational events)
- HOPs (unique land, sea and air adventures)
- Website (active discussion forum packed with RV resources)
- Escapees Club News (stay informed!)
- Strong RV advocacy coalition (protecting RVer's' rights)
- RVer's' Boot Camp (critical RV training)
- Escapees SmartWeigh (let us weigh your RV)
- Exclusive RV safety information (travel with peace of mind)
- Escapees Job Board
- ESCAPEES Maps (plan your trip online)

Association Specials

- RV insurance (full-time RV specialists)
- RVer Insurance Exchange
- CARE (rest, recover and recuperate)
- Emergency road service (24-hour help)
- Product and service discounts
- Credit union membership
- Financial and legal services
- Products and Services provided by commercial members
- RV sales

A Comprehensive RV Park System

- Rainbow Parks—friendly, clean and fun. Reservations available.
- Nearly 1,000 commercial parks offering 15%–50% discounts
- Inexpensive overnight parking
- E-mail stations, WiFi and phone services (See "Park Chart" for pricing.)
- Activities, workshops and meals
- Home-base options, plus short- and long-term parking/leases
- Overnight parking at SKPs' homes
- Rallies welcome



“We use the same effort whether we are building a fence or a bridge. It is what we build that makes the difference.”

Thoughts for the Road

By Kay Peterson #1, Escapees RV Club Co-founder and Director

Looking back: March/April '96

George and John owned adjoining dairy farms and had become devoted friends. In fact, they were more like brothers than neighbors until the day they got into an argument over the ownership of a new calf.

The calf was on George's land, standing by one of his cows, and so he said the calf was his.

“It is my calf,” John argued. “It is black and white like my Holsteins. You have all Jerseys.”

The argument escalated, turned bitter and the two friends stopped speaking to each other.

Believing their friendship was shattered, George built a dam to redirect water. This caused a large stream of water to run into the low place between the two knolls on which both men had built their houses. They were effectively isolated now.

John perceived this as a declaration of war. He said to his wife, “Two can play that game. If he wants isolation, I'll give it to him!”

It was hard to think straight with bitterness hardening his mind. Then, he got the idea of building a high fence. He ordered a load of lumber.

As luck would have it, right after the lumber was delivered, a stranger came by. “I'm hungry and I have no money,” the stranger said. “Do you have work I can do?”

“Can you build a fence?” John asked.

“Yes,” the stranger replied. “As a matter of fact, I am a carpenter. I can build anything.”

John took him to the stream. “I'm going to be away all day tomorrow, but I want you to start building a fence

along here,” he said, pointing to his side of the stream. “Make it so tall and strong and hard to tear down.”

As soon as John got home the next day, he hurried down to the stream to look at the fence. To his astonishment, there was no fence! Instead, the stranger had built a bridge across the stream between the two farms.

Furious, and with clenched fist, John turned to the stranger. But before he could say a word, he heard George running across the bridge.

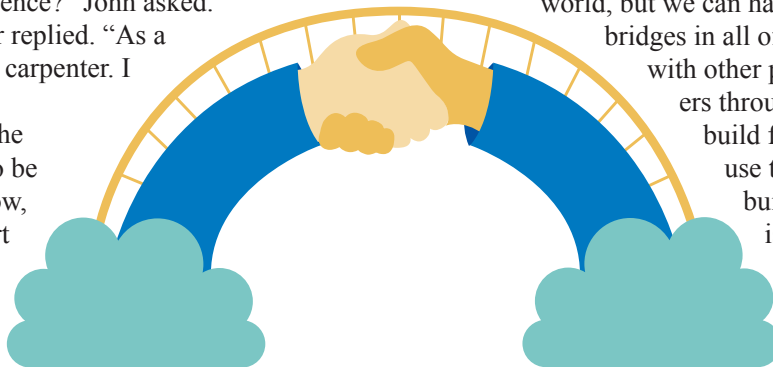
“John, John,” he yelled. “Thank you! Thank you, so much for building this bridge.” He threw his arms around his surprised friend. “Just think, we might have stayed enemies for life if you hadn't built this bridge. I'm ashamed of myself. I was too proud to admit I was wrong. The calf is yours.”

“I can't believe I was ready to destroy our friendship over one calf,” John answered, as the anger flowed out of him. Then he turned to the stranger and said, “You have done more for me this day than anyone has ever done. You have a job here for the rest of your life.”

The stranger smiled and shook his head, “I cannot stay. I have other bridges to build.”

The moral of this story, told at a story-telling contest, has a message for all of us. We have all built fences at times when we should have been building bridges. We can extend that thought to our town, our country and our world.

We may have little control over what happens in the world, but we can have the courage to start building bridges in all of our personal relationships with other people. After all, we are builders throughout our life, and often we build fences that we later regret. We use the same effort whether we are building a fence or a bridge. It is what we build that makes the difference. 🐾





CONTENTS

May/June 2016, Volume XXXVII, No. 6



26

FEATURES

- 23 Leasing Your House**
An alternative to selling out. *BY EMILY FAGAN*
- 26 Five Fabulous Fruit Festivals**
Delicious destinations stops. *BY EVANNE SCHMARDER*
- 31 Let's Take a Walk**
Explore with American Volkssport Association. *BY SUSAN ALTON*
- 34 Timing Your Domicile**
Quality versus quantity. *BY MIRI KIM-WAKUTA*
- 59 RV Roof Maintenance**
DIY—Lap sealant for fiberglass. *BY ERIC HIGHLAND*
- 62 Mindfulness**
The key to enjoying life. *BY DIANE BERRY*
- 65 Fury of the Derecho**
Caught in severe weather. *BY PATTY RYAN*
- 68 Your RV Refrigerator**
Part 5—Controllers and recalls. *BY PAUL UNMACK*
- 72 From the Bookshelf**
Alaska, parks and small-town America. *BY MARCELLA GAUTHIER*
- 80 Encounters on the Trail**
Hiking in bear country. *BY KNOLAN BENFIELD*

STAFF

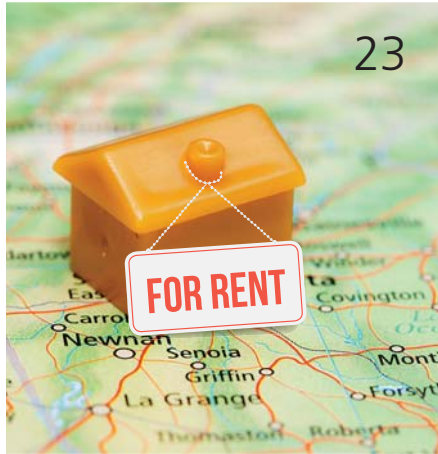
- 3 Thoughts for the Road** *BY KAY PETERSON*
- 6 The Editor's Desk** *BY TAMMY JOHNSON*
- 8 Message from the Board** *BY SHAWN LORING*
- 12 56th Escapade 2016** *BY BOB AND MOLLY PINNER*
888-757-2582 OR WWW.ESCAPEES.COM/ESCAPADE
- 20 Escapees Head Out Program Events** *BY LISA KOCA*
888-757-2582 OR HOPINFO@ESCAPEES.COM
- 22 Weight and Safety Tip** *BY JIM KOCA*
- 36 Camping Kids** *BY MELANIE CARR*
- 54 Mark, My Words** *BY MARK NEMETH*
- 79 RV Gadget Box** *BY MARK NEMETH*



31





65



23



36



72



79

On the Cover: Vincent Rybicki #113203 captured the serenity of this beautiful, remote camping spot at Sunset Point RV Park. This park is near Lubec, Maine, which is the most eastern point in the U.S.

DEPARTMENTS

- 87 Advertisers Index
- 50 Birds-of-a-Feather Groups
- 38 Calling All Chapters
- 44 Chapter Map
- 86 Classified Ads
- 16 Day's End
COMPILED BY GUY GIPSON
- 56 Different Viewpoints
- 45 Events and Rally Calendar
- 88 Final Journeys
- 84 Marketplace
- 48 Park Chart and Events
- 47 Rainbow Parks Highlight
- 42 SKP Get-togethers
- 74 SKP Stops
- 30 Tips
- 83 Viewfinder

CLUB EXTRAS

- 2 Acronyms
- 2 Club Benefits
- 2 Club Contact Information
- 2 Department Deadlines
- 53 Escapees RVers' Boot Camp
- 64 Escapees CARE, Inc.
- 22 Escapees SmartWeigh
- 2 Magazine Submissions
- 18 RVers' Good Neighbor Policy

Exercise Your Mind
Find me in
this issue.



March/April
icon was on
page 74.



FOUNDERS: Joe and Kay Peterson

CLUB STAFF

Chief Executive Officer	Shawn Loring
Chief Operations Officer	Teresa Moore
General Manager	Sherri Burks
RV Safety Education Director	Mark Nemeth
Rainbow Parks Administrator	Cindy Neilsen
National Escapade Directors	Bob and Molly Pinner
Chapter Directors/BoF Coordinators	Mark and Dortha Hall
HOP Director	Lisa Koca
Educational Instructor and RV Advocacy	Jim Koca

MAGAZINE STAFF

Managing Editor	Tammy Johnson
Copy Editor	Susie Gearing
Editorial Assistant	Kelly Evans-Hill
Graphic Artist	Krystina Evans
Graphic Artist	Cole Carter
Advertising Director	Kelly Evans-Hill

- Submissions of features on all phases of RV living are welcome. Writers' guidelines and payment schedule are available from the editor upon request. editor@escapees.com
- For commercial display ads, call or e-mail the advertising department for rates. 888-757-2582. advertising@escapees.com
- Send address changes to Escapees, Inc., 100 Rainbow Drive, Livingston, TX 77351-9300 or e-mail changes to clubbusiness@escapees.com.

Escapees magazine (ISSN-1556-7486) is published bimonthly by Escapees, Inc., 100 Rainbow Dr., Livingston, Texas 77351. Periodical postage paid at Livingston, Texas, and additional mailing offices. Call toll-free 888-757-2582 or 936-327-8873. Fax: 936-327-4388. Website: www.escapees.com. POSTMASTER: Send address changes to Escapees RV Club, 100 Rainbow Drive, Livingston, Texas 77351-9300.

Copyright © 2016 by Escapees, Inc. All rights reserved. Escapees magazine is published bimonthly by Escapees, Inc., RoVing Press, in Livingston, Texas. No part of this publication may be reproduced, stored in a data-retrieval system or transmitted in any form or by any means, electronic, mechanical, photocopy, recording or any other, without the prior written permission of the publisher. Opinions expressed under individual names are not necessarily those of the Escapees RV Club, its officers or the membership in general. Escapees does not knowingly accept deceptive or misleading ads. The name Escapees and the house-in-a-wagon logo are registered trademarks of Escapees, Inc., a Texas corporation. Commercial or noncommercial use requires an annual permit.

Escapees Corporate Office
100 Rainbow Drive, Livingston, TX 77351-9300
888-757-2582 • 936-327-8873
Fax: 936-327-4388 • www.escapees.com

Escapees Mail Service Office
101 Rainbow Drive, Livingston, TX 77399-9330
888-757-2582 • 936-327-8873
Fax: 936-327-4388
www.escapees.com/mailexpress

The written material within this publication is provided for educational or information purposes only and is not intended to be a substitute for professional advice. Escapees makes no effort to verify the information in this publication and, therefore, Escapees does not guarantee the quality, accuracy, completeness or timeliness of the contributors' submissions. Escapees shall not be responsible for any direct, indirect, special, incidental or consequential damages arising out of, or in connection with, the use of the materials herein.



“Once you’ve attended the rallies and events and need a little rest and relaxation, be sure to stop by an Escapes friendly park.”

The Editor’s Desk

By Tammy Johnson #39557, Editor, *Escapes Magazine*

Summer has arrived, and I hope you all are as excited about it as I am.


There’s nothing better than sunshine to lift your spirits and energize your soul. Summer is the season of play, the season that brings back memories of family vacations and the carefree days of frolicking by the lake or on the beach.

With most of the continental U.S. now easily accessible, it’s time to set the GPS to any direction you desire and head out on the road to either unknown or familiar places. If you haven’t selected a particular destination, consider joining up with fellow Escapes for rallies and events.

The 56th Escapade, Escapes RV Club’s largest rally, is taking place July 24–29, 2016, in the beautiful state of Vermont this year. If this will be your first Escapade, it’s sure to be great and you still have plenty of time to register. Escapade is five full days of everything an RVer needs: RV education, entertainment and fun. But, most of all, you get to meet and share in the camaraderies of Escapes members. This is an event where old friends unite, and new, life-long friendships begin. See page 12 for more about this event.

If you are unfamiliar with Escapes gatherings, check out pages 37 through 53. Within these pages is information on all Escapes groups and events.

Escapes chapters are regional groups formed throughout the U.S., Canada and Mexico and are listed by state and country on pages 38–40. The chapter rallies can be found by month on pages 45 and 46. Check the calendar to see if there are Escapes rallies and events in the areas you will be traveling through. Luncheons are also held through-



out the U.S. and Canada, and you can find location information on pages 42 and 43.

For those who prefer a general gathering in the Western part of the U.S., the WARE (Western Area Rally for Escapes) rally (www.warerally.com) is held in April each year. The SKP ACRE (www.skpacre.com) (All Chapters Rally East) is held in April as well, and takes place in the Eastern region of the U.S. You can visit their individual Websites for further details.

Escapes special interest Birds Of a Feather (BoF) groups also hold gatherings and often meet at Escapade. The listing for these groups, along with contact information, can be found on pages 50 to 52. BoF groups cover a wide variety of activities and interests, and there may be one that is a fit for you.

If planning a vacation-within-a-vacation with other Escapes appeals to you, check out the Escapes Head Out Program (HOP) events on pages 20 and 21. HOP events are theme-related events or activities at unique and scenic locations around the world. You can join Escapes for a cruise or meet up with a group at a popular landmark. Planning a destination trip is fun, but even more comforting and exciting with like-minded RVing friends.

Once you’ve attended the rallies and events and need a little rest and relaxation, be sure to stop by an Escapes friendly park. You will feel right at home. A convenient list of the parks and amenities are on pages 47 to 49.

So, what are you waiting for? Gas up the rig, load up Fido and Fluffy and head out to an Escapes event. There will be plenty of hugs and handshakes awaiting your arrival. Have a happy and safe summer of traveling. 🚐



Work is hard. RVing shouldn't be.

Let us teach you how to be safe
when you escape to the open road.



ESCAPEESRVClub
A TOTAL SUPPORT NETWORK FOR *All* RVERS

To Do

- Buy an RV
- Learn to Drive it
- Perfect a Hobby
- Meet Like-minded People
- Learn a New Skill

RV Safety Section

www.escapees.com/RVSafety

Under the "My Benefits" tab on the Escapees website, you will find exclusive RV safety-related information and articles with topics such as driving, weight and load management, RV tires, personal safety, maintenance, RV recalls and gadgets and tools. Also included is a selection of the best technical article reprints from *Escapees* magazine, video training seminars, demonstrations on many aspects of RV safety and links to RV safety Websites and additional training opportunities.

RVers' Boot Camp

www.escapees.com/bootcamp

Fundamental training in road safety, technical proficiency and confidence for all RVers. An intense and highly efficient training program designed to teach you what you NEED to know without a lot of fluff.

SmartWeigh

www.escapees.com/smartweigh

SmartWeigh provides you with accurate individual wheel weights for your RV, toad and tow vehicle, along with simple instructions for how to correct any weight issues your rig may have. Simply put, SmartWeigh allows you to "escape with peace of mind."

Escapades

www.escapees.com/escapade

Whether you're just getting started in weekend RVing or you're a seasoned veteran of the road, the classes and workshops offered during these five-day educational events will help you get the most value, fun and adventure out of your RV investment.

Escapees Discussion Forums

www.rvnetwork.com

Join our friendly and active online RVing community on the Escapees Discussion Forum. With topics ranging from beginning RVing, to technical tips and tricks and sharing the full-time lifestyle, there's always something useful being discussed.

Escapees RV Club, 100 Rainbow Drive, Livingston, TX 77351
888-757-2582 | www.escapees.com



A Message from the Board

By Shawn Loring #76442, Escapees CEO, and the Escapees Board of Directors

The Good Fight

Those who chose to leave the sedentary life in a stick-and-brick home in favor of living full-time or seasonally in an RV are true adventurers. For many RVers, the ability to live and travel in an RV is the manifestation of the American dream. Full-time, or seasonal, RVers often worked their entire lives with the goal of some day traveling from Canada to Latin America and all parts in-between. Others find ways to incorporate RVing into their lifestyle while they are still working.

Upon announcing to friends and family that they are hitting the dusty trail, it is not uncommon for RVers to be met with quizzical looks and a battery of questions. (I am sure they are secretly jealous.) The fact remains that this lifestyle of freedom and adventure is unusual—wonderful, but askew from the norm. Most of society is confused by the idea of full-time and seasonal RVing, and one way this confusion materializes is in the laws of the land.

From time to time, even with the best of intentions, federal, state and local legislative bodies overlook or neglect the RVing community in the creation of laws and regulations. These laws can impact almost every aspect of this lifestyle, including the ability to register vehicles, establish a domicile and can even interfere with the right to vote.

Advocacy

One of the benefits Escapees provides for the entire RVing community is advocacy. We fight for the rights of RVers, regardless of whether or not they are members, because Escapees is a values-driven organization. And, in the spirit of being a Total Support Network for All RVers, we feel it is our calling to help defend RVers' rights when we can.

For instance, HUD (Housing and Urban Development Department), a federal agency, decided to alter their definition of RVs. While HUD's impetus for the changed language appeared to exclude RVs from HUD manufacturing requirements, their definition of "RVs" distinguished RVs from mobile homes based on their use. Escapees' concern was that language in a federal agency rule could


"We fight for the rights of RVers, regardless of whether or not they are members, because Escapees is a values-driven organization."



Escapees voice their right to vote at the Polk County Courthouse in Livingston, Texas, September 2000.

Photos by Cathie Carr #3.

“In his letter to the committee member, Jim explained the impact of the ordinance on boondockers and included the “RVer’s Good Neighbor Policy” to demonstrate our endeavor to act in an amiable and community-minded manner.”



prevent RVers, like you, from living in your RVs full-time or even seasonally. In addition, our research found that state and local entities incorporated HUD’s definition of an RV directly into their own rules, laws and regulations. A potential consequence of the insertion of HUD’s definition into these state and local rules, laws and regulations, is that your rights are shaped and limited in unforeseeable ways—limiting your ability to enjoy the RV lifestyle in the manner of your choosing. Escapees wrote a comprehensive explanation of the potential impact of the proposed language and included suggested alternative language to HUD. At the time of this writing, the issue remains unresolved, but Escapees continues to advocate for you.

We often do not advertise our advocacy until we have successful resolution of the issue because we may be more effective as one voice as opposed to close to 60,000 separate voices. As an example, recently, an Anchorage,

Alaska, Assembly committee proposed a ban on the popular RVer practice of boondocking in the parking lots of retail stores. The concern was that boondockers create health and safety issues, are unsightly and cause a loss of business for commercial RV parks. Escapees advocacy director Jim Koca #86367, among others, petitioned the committee member who initiated the proposed ordinance. In his letter to the committee member, Jim explained the impact of the ordinance on boondockers and included the “RVer’s Good Neighbor Policy” to demonstrate our endeavor to act in an amiable and community-minded manner. The committee member abandoned the proposed ordinance before he submitted it to the Assembly for action. (We encourage you to review the “RVer’s Good Neighbor Policy,” found on page 18. We strive to be respectful of the communities we visit.)

Continued >>>



VETERANS DISCOUNT PROGRAM

As a veteran and a member of Escapees RV Club, you are eligible to receive a five percent discount via our online store. This includes Escapees membership dues, Escapade registration fees, Escapees Mail Service dues and club products (excluding gift certificates and donations). It doesn’t matter whether you are joining Escapees or have been a member for decades. Once your club membership is designated as “veteran,” your discount will be active immediately!

For more information, visit:
WWW.ESCAPEES.COM/VETERAN
 OR CALL 888-SKP-CLUB



ESCAPEES RV Club
 A TOTAL SUPPORT NETWORK FOR RVERS

“It is important to note, that Escapees learned of this proposed legislation from a member. You can help us by alerting Escapees to proposed rules, laws and regulations that may impact the RVing community.”

Escapees Needs You!

However, advocacy is not only one of the callings of Escapees; it is the responsibility of all RVers. There are times when we need your help in the way of sending letters and e-mails, posting comments and calling your federal, state and local representatives. For instance, this year a bill was introduced in South Dakota’s legislature that attempted to exclude full-time RVers who chose South Dakota as their state of domicile from voting in South Dakota. The acts of registering to vote and voting are among the common factors that courts will weigh when determining whether to uphold a domicile election. The legislators attempt to preclude RVers, like you, from voting in South Dakota was tantamount to exclusion from domiciling in South Dakota. Escapees, with your help and others like you sending letters and e-mails, petitioned the senator and congressman who introduced the bill. They received so many responses that they revoked the proposed bill.

It is important to note, that Escapees learned of this proposed legislation from a member. You can help us by alerting Escapees to proposed rules, laws and regulations that may impact the RVing community. Please do not assume that we know about pending legislation as it is impossible for Escapees to track every proposed rule, law and regulation. If you know of an issue that threatens to directly impact the RVing community, please contact Escapees at 888-757-2582 or e-mail info@escapees.com. Escapees will continue to advocate where and when we can.

As the senator and the congressman removed the bill from the South Dakota congressional committee, the senator stated that he would find a legally valid way to reintroduce the legislation—illustrating while we are victorious at times, there is always a need to keep fighting the good fight.


Thomas Jefferson famously stated, “Do you want to know who you are? Don’t ask. Act! Action will delineate and define you.” 🚐



ESCAPEESRVClub®
A TOTAL SUPPORT NETWORK FOR ALL RVERS

SKP BADGES & ENGRAVING

8 ESCAPEES badge designs starting at just \$5



- Custom badge dangles
- Standard pin backs or optional magnetic clasps
- A wide selection of badge color options
- Special options for enamel pins

For special orders or custom engraving jobs, call 888-757-2582 or visit the Website for more information.

www.escapees.com/badges

EXPECT MORE!

INSTANT

CONSTANT

ENDLESS



For true hot water comfort – Go for the new Truma AquaGo®

- Hybrid technology with constant temperature – no scalding
- Simple maintenance with “Easy Drain Lever”
- Endless hot water even at low and high flow rates



Upgrade your hot water experience, install the Truma AquaGo® hybrid instant water heater in your RV.

www.truma.net



More comfort on the move



Make the New England area your destination and include the
56th Escapade, July 24–29, 2016,
in Essex Junction, Vermont,

in your summer travel plans. It's the perfect time to explore New England and the Northeast coastal states. The Champlain Valley Exposition Center hosts Escapade in 2016 and warmly welcomes Escapees members and Escapade attendees.

Destination Vermont!

The nearby town of Burlington lies on the shore of Lake Champlain and is the largest city in Vermont. It boasts an ambiance that is equally charming and chic. While both picturesque and quaint, it sparkles with energy and class and offers a wide range of interesting things to explore. From dinner boat cruises to biking or kayaking the blue-green lake, to partaking of the many eateries, wineries, breweries and cheese-makers, there's no shortage of diversions to enjoy.

The Champlain Valley Exposition Center is well-suited for Escapade activities with ample seating for assemblies, comfortable seminar rooms and easy access to exhibit halls and events and for attendees. With refreshing summer temperatures the norm, it's the ideal location for warm weather activities. Electric and water hookup sites are available at the Expo Center, along with limited boondocking options.



ESCAPADE SPONSORS



Exclusive Escapade RV Show Sponsor Program Book Sponsor



Escapade Lanyard Sponsor



Hitch-up Breakfast Sponsor



Grand Prize Sponsor and Major Entertainment Sponsor



Golf Cart Transportation Sponsor



Escapade Extras Newsletter Sponsor



Escapade WiFi Café and Event WiFi



Bingo Sponsor and Escapade Chili Cook-off Sponsor



Escapade Welcom Bag Sponsor



Market Popcorn Sponsor



Volunteer Door Prize Sponsor



Blast-Off Prize Sponsor

Escapade RV Education

There is a full array of informational, technical, travel and lifestyle offerings on the Escapade seminar schedule. You'll find instruction to determine if you are operating within safe weight limits, guidance on making the most of your RV travel experience, how to find volunteer and work-camping positions on the road and workshops to help you master your personal electronic devices and computing skills. Both novice and seasoned RVers benefit from the knowledge imparted during the week of Escapade.

Join the Geeks on Tour, Chris and Jim Guld #101167, CM #722, for one of several training sessions to brush up on your computer skills. Learn the nuances of Google Maps, master "The Cloud" or discover new ways to stay in touch with friends, old and

new, via blogs and Facebook. Visit www.GeeksonTour.TV for more information on Chris and Jim Guld. (Find information on Escapade pre-event workshops with the Geeks on Tour on the Escapade Website.)

Well-known speakers Nick and Terry Russell #56740, CM #786, will be on the agenda, and Nick will have copies of his popular book "Highway History and Back Road Mystery" on hand. He will also provide informative presentations on frugal RVing and writing on the road as well as an abundance of RVing information imparted by Nick in his own inimitable way.

The knowledge shared among Escapees members is priceless. There is no better time or place to share in the "give and take" of RV expertise than Escapade.

A Full Week of Evening Entertainment

Sunday night, Nashville singer/comedian Jimmy Travis is the featured entertainment. Describing a Jimmy Travis show or presentation is a lot like trying to herd cats! It's not impossible, but definitely takes some doing. He's funny, creative, spontaneous and energetic, and, since he frequently interacts with the audience, no two shows are ever the same. Simply put, Jimmy Travis is unique. It's a "not-to-be-missed" show.

Monday night, the fun and entertainment continues with the Marlins. You've never heard a group of entertainers quite like these four brothers: Gary, Jace, Rick and Robert. Performing together for more than 25 years, they've shared the stage with such luminaries as Lee Greenwood, the Smothers Brothers and Merv Griffin. The Marlins' original song, "I Believe in America," was included in the 9/11 Memorial Museum in New York City. Their musical repertoire covers the entire spectrum of country, rock, big band, pop, classical, jazz and bluegrass. Marlin performances often include music from artists like Glenn Miller, Willie Nelson, the Beatles, the Beach Boys, Liberace, Neil Diamond, Sinatra, Elvis and Andrew Lloyd Weber.

Wednesday evening is an Escapade favorite, Ham-O-Rama, filled with Escapees talent and guaranteed to keep you entertained. Directed by Diane Larrabee #49426, it's an event that just keeps getting better each year. Even you can try out to be a part of Ham-O-Rama.

Thursday night, plan to join your Escapees friends for a final night of fun at the farewell party. Hosted by Brenda and Dave Neil #26978, enjoy lively conversation, fun, dancing, music and vocals by Johnny Goodrum #65732.

Of course, there are door prize drawings most evenings, jam sessions, socials, bingo and cards and games. Save a lot of energy for the evenings; you'll be glad you did.



Singer and comedian Jimmy Travis is Sunday night's featured entertainment at the 56th Escapade.

Continued >>>

Smartphone Photography and more

Escapade pre-event Camp Reboot workshop with Geeks on Tour, Chris and Jim Guld #101167

The camera in your phone is one of the most sophisticated ever developed, and it does much more than take photographs.

- It can file and save receipts and documents for “tax day.”
- It scans QR codes and deposits checks.
- This class is much more than smartphone photography. You’ll learn dozens of ways to use your phone smartly for photos and much more. And have fun in the process.
- Discover how to automatically back up all your pictures for safekeeping by using the free Google Photos app, and never worry about losing photos if you lose your phone.
- Class size is limited to 16 people. Select either Friday/Saturday morning (9:00 a.m. to noon) sessions or Friday/Saturday afternoon (2:00 p.m. to 5:00 p.m.) sessions. Early-arrival parking options are available.
- Pre-registration is required; call Kim Wakefield in Livingston, Texas: 888-757-2582. Cost is \$59 per person.

Well-known for providing top-notch technical instruction in a fun and stimulating environment, Chris and Jim Guld partner with Escapees RV Club to offer this pre-event workshop, taking technology skills for RVers to an ever-higher level.

56th Escapade Event Shirts

Order event shirts (as well as hats and sweatshirts) for pickup upon arrival at Escapade. Navy blue is the official event shirt color. Visit www.escapees.com/store/category/39-escapade-products to preorder your shirts. Shirts will also be available for purchase at Escapade in limited quantities and sizes.



Vermont HOPs

After Escapade, take a relaxing HOP or two. Let us do the driving, sit back and enjoy. HOP events are an exciting way to meet fellow Escapees friends. Board a luxury coach with a knowledgeable tour guide, and view the beautiful and charming roads of Vermont while learning about the region’s rich history.

On the Maple Syrup, Basin Harbor and Lake Champlain HOP, you will enjoy:

- Dakin Farm and hors d’oeuvres stop
- Taste the famous Vermont maple syrup
- Basin Harbor—some of the most beautiful views in the world!
- Buffet lunch included at Basin Harbor Club.
- Cruise on Lake Champlain.
- Lake Champlain Maritime Museum
- Stop—I scream for ice cream!
- Private motor coach and driver for transportation
- HOP souvenir name tag and lanyard
- All taxes and gratuities

Cost: \$89 per person

On the Granite Quarry, Cider and Ice Cream HOP, you will enjoy:

Tour and history—Rock of Ages Granite Quarry

- Sandblast your own stone souvenir!
- Lunch included
- Cold Hollow Cider Mill Country Store
- Famous Vermont Apple Cider taste
- Tour of Ben and Jerry’s Ice Cream Factory and a taste, too!
- A fun, knowledgeable tour guide and narration of Vermont’s rich history
- Private motor coach and driver for transportation
- HOP souvenir name tag and lanyard
- All taxes and gratuities

Schedules are subject to change.

Cost: \$89 per person

HOP event listings:

Page 20, or visit www.escapees.com/hops.



Escapade Chili Cook-Off

HOT, HOT, HOT! Sponsored by Alliant Credit Union and the Rich Holke team, the fifth annual Escapade chili cook-off to benefit Escapees CARE will kick off at the 56th Escapade in Essex Junction, Vermont. You can participate by cooking up a pot of your favorite chili or by joining the fun as you judge and taste them all; then vote with a buck or two. All proceeds go to the Escapees CARE facility. Each contender is awarded the Escapade Chili Cook-off contender pin.

First-place winner receives the title of Escapade Chili Champ and the coveted winner's apron and champion pin, along with a cash prize of \$175! Second place takes home \$75 and third place wins \$50.

Bring your favorite chili recipe to Escapade and join the fun and games. It's all in the name of a worthy cause and designed for fun with Escapees friends. For entry details and a complete list of the official rules of the Escapade Chili Cook-Off, visit Escapade chili cook-off rules at:

www.escapees.com/escapade.



A Lifetime of Learning

Escapade offers an extensive lineup of RV-related educational and lifestyle seminars and workshops. Sessions on electrical systems, fire safety, computer skills and volunteering at national parks will keep you both engaged and challenged.

John and Kathy Huggins, #88896, well-known authors and developers of *Living the RV Dream* Website, blog and Internet radio show, will present "Living the RV Dream...Lessons Learned" and share many valuable resources for RVers.

Kimberly Travaglino, #123940, co-founder of the popular *Fulltime Families* RV blog and Website, will discuss educational, economical and fun RV itineraries for children and grandparents alike as she presents "Have Grandchildren, Will Travel." Kimberly is also the author of the best seller, *How to Hit the Road; Making Your Family's Full-Time RV Dreams a Reality* and one half of the dynamic podcasting duo at Roadscool Moms. Her family of six has been traveling the country via RV since 2010. They have been to 39 states to date and have no end to their journey in sight. For more information about adventuring across America as a family, visit www.fulltimefamilies.com.

From smartphones to SmartWeigh, Escapade is designed for smart traveling, with an outstanding seminar selection that promises to keep everyone on the cutting edge of products and RV information.



Escapees RVers' Boot Camp

Escapees RVers' Boot Camp will take place July 21-23, prior to Escapade.

It's a wonderful way to increase your RV confidence to a whole new level and add three days of fun and education to Escapade. Visit www.escapees.com/bootcamp for details and registration information.



Escapees SmartWeigh

The SmartWeigh team will be on hand with the Escapees SmartWeigh program. Have your RV professionally weighed to make sure that you are operating safely and within legal limits. Visit www.escapees.com/smartweigh for more information. Visit the SmartWeigh booth near the market area to schedule your personal weighing session.

Xscapers Convergence



Xscapers, the community of Escapees RV Club geared toward working RVers, will be converging at Escapade. If you are part of the group, or think the community will appeal to you, plan to park with us by choosing water/electric when registering and printing out the special Xscapers designator that you will receive via e-mail. Be sure to review the information guide upon arrival for the time and location of activities. To learn more, visit xscapers.com.

Xscapers have partnered with Fulltime Families to bring a children's program to the Escapade. This is the perfect opportunity for your children or grandchildren to partake in educational fun while you take advantage of attending the numerous seminars provided throughout the day. The program will be available Monday through Wednesday, 10:00 a.m. to 4:00 p.m. To learn more about Fulltime Families, visit www.fulltimefamilies.com.



Day's End

Free and Low-cost Parking Finds

Compiled by Guy Gipson #84383



This sampling of parking selections highlights areas near the 2016 56th Escapade in Essex Junction, Vermont.

NEW HAMPSHIRE

Berlin: Several level, gravel pull-outs along Androscoggin River. SR 16 from Berlin, 30 mi N to Errol, either side of hwy. Lightly traveled; scenic. Good fishing and moose sightings are common.

Andy and Sue Baldwin #93180

Bretton Woods: Cog Railway RV pkg. BD. No facilities. Free. No stay limit. Take White Mountains NF Rd N out of town 5 miles following signs to Mount Washington Cog Railway. No RV pkg along this road. RV pkg area is in lots on both sides of road as you enter the railway premises. No size limit. Beautiful location. Railway is fun. 603-278-5404. www.thecog.com

John and Bonnie Archer #113438

Dixville Notch: Pullout. No restrictive signs. SR 26, S side, stunning view-point of Lake Gloriette and the Balsams Resort.

Eric Page #106809

Twin Mountain: NF CGs, 2.2 mi E of town on US 302. Heavy weekend use. Hiking trail at end of pavement. Also see Bretton Woods.

- 1) At turnoff to S, Zealand CG. 10 BD sites, tables, grills. Hand-pump well W. vault toilet. \$18, S/A Pass 1/2. 14-day limit. 2.2 mi E of town on US 302, S side. Loop road thru sites. Some sites paved. Along river; mutes hwy noise. Some sites satellite okay. Busy weekends.
- 2) TR at Zealand CG on FR 16/Zealand Rd (paved, pot-holed), go 0.4 mi to Sugarloaf I CG on R. 29 gravel back-in BD sites, tables, grills. W, flush toilets. \$20, S/A Pass 1/2. 14-day limit. Some sites okay for lg rigs. Some sites unlevel. Heavily wooded. Generators 8-10 a.m., 5-7 p.m. No AT&T or Verizon except text messages.
- 3) Go 0.2 mi further on FR 16 to Sugarloaf II CG on R. 30 gravel RV/tent BD sites, tables, grills. Hand-pump well W. Vault toilet. \$18, S/A Pass 1/2. 14-day limit. Paved loop rd. Sites on top of mtn, level, at right angle to rd so may be difficult for lg RVs. Partly shaded. No AT&T or Verizon except text messages.

PM and Susie Morrow #49974

NEW YORK

Hogansburg: Akwesasne Mohawk Casino, pkg lot and 19 paved 50-30- or 20-A E/W sites. Trash cans. D. Free in pkg lot without E, E sites \$32. Register at hotel front desk. No stay limit. SR 37, 1.5 mi E of town. **N44.96835 W74.64087**. No Sprint. Open sky for satellite. Dog walk. Short walk to casino. Free play with players card, check current promo.

Bob McCullough #110158

Indian Lake: Cedar River Flow (Adirondack SP). 6 BD sites, tables, fire rings. Outhouses. Free. 14-day limit. Go 2 mi W of town on SR 28, make

Cyclists exploring near Stowe, Vermont.
Photo by Stephen Goodhue, courtesy of the VDTM.



sharp L turn at cemetery and sign for Moose River Rec Area, go 12 mi (well maint rd). Sites are at ranger sta where you register and enter Rec Area. Not being maint as a CG but still open to the public.

Indian Lake: Moose River Rec Area (Adirondack SP). Camping areas. Tables, fireplaces, spring W, pit toilets. 14-day limit. Go 2 mi W of town on SR 28, make sharp L turn at cemetery and sign for Moose River Rec area, go 12 mi (well maint rd) to ranger sta to register. Rd changes after entrance from blacktop to dirt, not suitable for lg rigs, rough, issues with trees. Continues 20 mi to Inlet NY, with campsites along way. Only passable mid-May through Oct.

David Johnson #113728

Paul Smiths: Gravel pkg area. No restrictive signs. SR 30 1.25 mi N of Paul Smiths, W side of hwy. 0.4 mi N of Adirondack Park Interpretive Ctr. **N44.45664 W74.25449**. Room for several RVs. Hwy noise, mostly quiet at nite. Near Barnum Pond (no view of pond). Fair Verizon.

Becky Redford #105111

Tupper Lake: Lg, level dirt pkg area. No signs prohibit O/N. 5.8 mi E of town (0.2 mi NW of jct. SR 30 and SR 3). **N44.24557 W74.3553**. 500' x100', separated from hwy by grass median. Little hwy noise during night. Good Verizon.

Gregg Schindel #97217

QUÉBEC

Bromont: D and W. At Québec Info Bureau, S of PH 10. Easy in/out. Not reported as an O/N location.

Larry and Sheila Dyer #42333

Longueuil: Gravel parking lot. No signs. Jct. TCH 20, PH 134, and PH 132 (Taschereau Blvd). Access from WB TCH 20 only. Exit at sign for Parc Marie Victorin. 4-way stop leads into dusty lot. OK for two RVs. Lot used for Montreal fireworks competition last weekend of June and every weekend of July so it's best to avoid those times. Montreal Metro (subway) sta across fwy easy access by car, but difficult by foot or bicycle, \$4 all day all of Montreal.

Larry Smith #102005

Magog: D. At Marina on PH 108. Easy in/out. Not reported as an O/N location.

Magog: Rona Building Supplies has propane (bottles and fixed RV tanks). 205 Center St. Easy in/out. Not reported as an O/N location.

Larry and Sheila Dyer #42333

Sutton: Sutton Ski Hill, lg level dirt pkg lot. No facilities. Free. Ask permission. Patricia McCollough, 450-538-2339 ext 101, sutton@montsutton.com. Rt 139 in Sutton, take Ch. Maple. TL at Y to Real to pkg lot at 520. Of 3 lots, use lowest one. **N45 5.891 W72 33.08**.

Suzan Horovitch #55814

VERMONT

Burlington: RA/Vermont Info Ctr, lg rig paved pkg area. Rest rooms open 7 a.m.–11 p.m. Free. No signs prohibit O/N pkg. 1st RA going S on I-89 from Burlington after jct. w I-189, between x12 and x11. Lg lot behind ctr, shielded from hwy noise. Unlike many VT RAs, not closed at nite. Fair Verizon.

Bonnie Archer #113438

Manchester Center: Bromley Ski Area, lg flat gravel pkg lot. Store mgr said they don't mind if self-contained RVs park out of the way there for a few days (not in ski season). From US 7 x4 go E 5 mi on SR 11/30, continue L (E) 0.9 mi on SR 11 past split where SR 30 goes S, TR (S) by Bromley Ski pkg sign (0.4 mi before ski area) on gravel rd, keep to L 0.4 mi. **N 43 12.607 W 72 56.158**. Room for 30 lg rigs. Verizon okay.

Tom and Kay Seliskar #45928

North Fairfax: RA/Georgia Info Ctr. Rest rooms open 7 a.m.–7 p.m. Free. No signs prohibit O/N pkg. 1st RA going S on I-89 from Canada, 18 mi S of border, MP 111.2 SB. Separate paved pkg area for lg vehicles. Unlike many VT RAs closed at nite.

Al Larson #99233

Peru: Hapgood Pond Rec Area CG (NF). 28 BD sites, tables, fire ring/grills, tent pads. Potable W. Vault toilets. Flush toilets and showers at beach. \$10, S/A Pass 1/2. 14-day limit within 30. From SR 100 in Londonderry, go 7.5 mi W on SR 11, TR to Peru, go 1.5 mi N on Hapgood Pond Rd. **43.25333 -72.89222**. Any size rig. Sites heavily shaded. Dogs must be on leash at all times. Hiking, swimming, boat ramp, playground. Firewood. tinyurl.com/z83ef7k

South Londonderry: Winhall Brook CG, Ball Mountain Lake (COE). 111 RV and tent sites, 22 with 30-A E/W, 89 no HUs. Tables, fire pits. Flush toilet, showers, D. E/W \$26, BD \$20, S/A Pass 1/2. Open third week of May–Columbus Day. From Brattleboro VT, go 30 mi NW on SR 30, TR (N) on SR 100, go 2.5 mi, TR (E) on Winhall Station Rd, go 1 mi to CG (passing a woodworking business and homes). **43 9 48N 72 48 35W**. Or from Londonderry, at jct SR 11 and SR 100, go 5 mi S on SR 100, TL (E) on Winhall Station Rd. 919 Winhall Station Rd. 40' max length on narrow one-lane bridge to South CG (where the E/W sites are). Firewood, three playgrounds, horseshoe pits, unsupervised swim area, hike/bike trails. Generators 9–11 a.m. and 4–7 p.m. only. Verizon poor to fair. Grocery, church, shopping, restaurants within 5 mi. Nearby attractions: SR 100, Calvin Coolidge Birthplace, Covered Bridge Loop, Molly Stark Scenic Byway. 802-824-4570. tinyurl.com/mn9tqap

PM and Susie Morrow #49974

VERGENNES: Button Bay SP. 60 tent/RV BD sites. Rest rooms with running W, hot showers (\$). D. \$20 (\$22 prime season), VT res \$2 off. 4-nite minimum. A little high for no HUs, but only 25 mi to Escapade. Open Memorial Day–Columbus Day. 1/2 mi S of town on SR 22A, go 6.5 mi NW on local roads. 5 Button Bay State Park Rd. **N44 10.974 W73 21.023**. Open, grassy camp area overlooking Lake Champlain and Adirondack Mtns. Pets allowed in CG. Play area, swim pool with lifeguards. Canoe and kayak rentals. Fishing, sailing. Hiking trail and nature ctr at Button Point Natural Area, small mature hardwood forest. 802-475-2377. tinyurl.com/z36afwy

Waterbury: Little River SP. 81 tent/RV BD sites. Rest rooms with running W, hot showers (\$). D. \$20 (\$22 prime season), VT residents, \$2 off. Four-nite minimum. A little high for no HUs, but only 23 mi to Escapade. Open May 20–Columbus Day. From jct. US 2 and SR 100, go 1.5 mi W on US 2, TR (N) on Little River Rd, go 3.5 mi. 3444 Little River Rd. Located 30 mi S of Burlington just off I-89. **N44 23.392 W72 46.041**. Pets allowed in campground. Boat launch, fishing, swim beaches, play areas, boat rentals, water skiing, hiking and mtn bike trails. Self-guided history and nature trails. 802-244-7103. tinyurl.com/2425uys

The Day's End Directory is a useful tool helping you save money and find safe overnight parking your fellow Escapees members recommend.

Want more Day's End listings?

Order the *Day's End*, *Good Guys* and *Boondockers Journal Directory* by visiting www.daysenddirectory.com or write Guy Gipson, 107 Rainbow Dr., #755, Livingston, TX 77399-1007. Online Search and Download: \$15/year. CD (Mac and PC-compatible): \$20. Please include your complete name and Escapees membership number with all inquiries.

"Day's End" listings are submitted by traveling members. Please be aware that these listings are not verified by *Escapees* magazine, and the information is subject to change without notice.

Overnight Parking Etiquette RVer's Good Neighbor Policy

Dear Fellow RVers,

Some of the most respected RV consumer clubs have joined together to support your right to park on private businesses' parking lots overnight under the following code of conduct:

Industry-sanctioned Code of Conduct (RVers' Good Neighbor Policy)

1. Stay one night only!
2. Obtain permission from a qualified individual.
3. Obey posted regulations.
4. No awnings, chairs or barbecue grills.
5. Do not use hydraulic jacks on soft surfaces (including asphalt).
6. Always leave an area cleaner than you found it.
7. Purchase gas, food or supplies as a form of thank you, when feasible.
8. Be safe! Always be aware of your surroundings and leave if you feel unsafe.

If your plans include touring the area, staying for more than one night or necessitate conduct not within the code, please relocate to a local campground. It's the right thing to do!

Preserve the privilege of overnight parking. Follow the code and encourage others to, also!

Most of the complaints lodged regarding RV parking on business parking lots have to do with aesthetics and perceived abuse of the privilege. There are a variety of competing interests that were balanced to arrive at this industry-sanctioned code of conduct. As you can see, the code of conduct is nothing more than an RVers' "Good Neighbor" policy.

Not following the code has serious consequences and is detrimental to the rights of all RVers. Already, some municipalities have passed ordinances to prohibit parking on private business property overnight.

Please do not take offense to this letter; it is only provided as a reminder that RVers must be perceived as good neighbors or there will be more pressure to institute state, county and local ordinances to prohibit parking on private business property.

We wish you safe and happy travels,



Download a copy of the RVers' Good Neighbor Policy at www.escapees.com/parking/overnight-parking



KEEP THE ADVENTURE ROLLING FULL-TIME.



BANK OF THE WEST 



BNP PARIBAS GROUP

Make your RV your home with an affordable Full-Timers loan from Essex Credit, a division of Bank of the West. Our experienced consultants make getting your loan quick, easy and stress-free, so you can look forward to what's really important — living the RV life.

Changing market conditions can affect rates, so act now to take advantage of our low APRs.

Loan Amount	APR* as low as	New or Used Purchase From a Dealer or Individual Seller Purchase Locally or Cross-Country Refinance
\$25,000-\$2,000,000	3.99%	

APR is fixed for the life of the loan. Other rates with different loan terms are also available. Rates are accurate as of January 22, 2016.

Apply online today.

**www.essexcredit.com/escapees
(866) 377-3948**



NEW - USED - REFINANCE

* Estimated APR (Annual Percentage Rate). Subject to consumer loan program requirements and credit approval. Certain fees, closing costs, and restrictions may apply. APR applied to the loan is the APR in effect on the date the application is received and is valid until 30 days after the loan is approved. APRs may vary with loan term. For a purchase, RV must be 2008 model year or newer. For a refinance, RV must be 2006 model year or newer. Maximum loan-to-value is determined by the following: credit score and model year, with collateral value being established per NADA Used Wholesale Base Trade-In Value. Maximum loan term based on model year, loan amount, loan type, and lender guidelines. Other rates with different loan terms are available. Example of a Full-Timer RV loan: A 7-year fixed-rate \$55,000 loan. Based on an APR of 3.99%, this loan has 84 monthly payments of \$751.53 each.

HEAD OUT PROGRAM

Take the high road or venture off the beaten path. Join fellow Escapees for HOP events: theme-related venues or activities at unique and scenic locations.



New York City and the Hudson River Valley HOP.
Photo courtesy of FDR Presidential Library.



Granite Quarry, Cider and Ice Cream HOP.
Photo courtesy of Cold Hollow Cider Mill.



Alaska Cruise HOP
Photo courtesy of State of Alaska Tourism.



Jekyll Island, Georgia, HOP
Photo by Mahlon Stacy #82757.



You can find a list of current HOP events with more details online at

WWW.ESCAPEES.COM/HOPS

To register, call 888-757-2582 or e-mail HOPinfo@escapees.com.

Cruise Information and Reservations: Kim Wakefield, Escapees Travel Agency, 855-757-8881 or eta@escapees.com

JOIN THE FUN!

New York City and the Hudson River Valley HOP July 10–14, 2016

New York City, New York
Price range: \$725–\$1,210

- Empire State Building and Wall Street
- Broadway play
- The Statue of Liberty
- Tour 9/11 Museum
- Tour of FDR Home and Museum
- Tour of Vanderbilt Mansion
- Legendary Thayer Hotel
- Tour/lunch at West Point Military Academy

Maple Syrup, Basin Harbor and Lake Champlain HOP Post Escapade, July 29, 2016

Essex Junction, Vermont
Price: \$89 per person (Wait list only)

- Dakin Farm • Hors d'oeuvres stop
- Taste the famous Vermont maple syrup
- Basin Harbor—beautiful views!
- Lunch is included at Basin Harbor Club.
- Cruise on Lake Champlain
- Lake Champlain Maritime Museum
- Stop—I scream for ice cream!

Granite Quarry, Cider and Ice Cream HOP Post Escapade, July 30, 2016

Essex Junction, Vermont
Price: \$89 per person (Wait list only)

- Guided tour, Rock of Ages Granite Quarry
- Sandblast your own stone souvenir!
- Tour Hope Cemetery
- Lunch is included in Montpelier
- Cold Hollow Cider Mill Country Store
- Tour of Ben and Jerry's Ice Cream Factory

Alaska Cruise HOP Highlighting Glacier Bay Featuring The Discovery Channel and Animal Planet Excursions August 27–September 3, 2016

\$1,218–\$2,218 per person

- Seattle, Washington • Fun at sea
- Juneau, Alaska • Skagway, Alaska
- Glacier Bay Nat'l Park (scenic cruising)
- Ketchikan, Alaska • Victoria, BC
- Seattle, Washington

Jekyll Island, Georgia, HOP September 25–30, 2016

Jekyll Island, Georgia
Price range: \$549–\$829

- Four fun-filled days; full hookups
- Private docent-led trolley tour of Island
- Brunswick historic sightseeing/dolphin tour
- Private low-country boil on a shrimping boat
- Inshore bottom fishing/professional guides
- Docent-led tour, Georgia Sea Turtle Center

Balloon Fiesta HOP September 30–October 9, 2016

Albuquerque, New Mexico
Price range: \$699–\$1,150

- RV parking
- Entrance into Balloon launch field
- Morning and evening Balloon Fiesta tickets
- Private tent in case of inclement weather
- Access to the flying competitions
- Catered dinners

Rose Parade HOP Dec. 28, 2016–Jan. 4, 2017

Pasadena, California
Price range: \$927–\$1,641

- VIP seating and entrance to Equestfest
- VIP seating at the Rose Parade
- Entrance into the float decorating
- Entrance into the Bandfest
- Entrance into the Showcase of Floats
- New Year's Eve dinner

Moab Outdoor Adventure HOP May 22–27, 2017

Moab, Utah
Price range: \$585–\$965

- Full hookups at a nice RV park
- Moab information session presented by Master Naturalist
- Explore the area on guided 4x4 runs
- All-day river rafting. Includes professional tour guides and a nice lunch on the banks of the river. Leisure Rivers. 6 named rapids included. Stopping for time to swim
- Entrance on a leisurely cruise up the river, live Western entertainment and a farewell cowboy-style Dutch oven dinner



Balloon Fiesta HOP
photo by Jim Koga #36367

NOW AVAILABLE!

Pay ½ down and ½ later for your HOP event. This option is available at registration.

Call 888-757-2582 for specific pricing information.

HOP Cancellation Policy: A 10 percent cancellation fee of the full registration amount will be deducted from any refunds 61 days or more prior to the event, unless stated otherwise. There are no refunds 60 days or less prior to the event. For events booked through a travel agent, for rental of equipment or for events not booked through Escapees RV Club, the cancellation policy of that entity supersedes the HOP cancellation policy.



“In order to get the optimum connection between the road and your tires, they must be inflated to the proper pressure.”

Weight and Safety Tip

Tire Contact Patch

By Jim Koca #86367, Escapes RVers' Boot Camp Instructor

The tire contact patch, often referred to as the tire's "footprint," is the small portion of the vehicle's tire that comes in contact with the roadway. It is the only connection between the road and your RV.

The contact patch is fairly small for a large RV, with each patch being about the size of half of a sheet of paper. As you can image, this small section of the tire has to hold a lot of weight and pressure.

As an analogy, the tire's contact patch is similar to the shoes you wear. Just as your shoes flex and protect you from the surfaces you walk on, tires flex with every bump or rut that is hit. The contact patch also provides the traction needed while traveling down the road or turning around a corner.

Improper inflation pressure can actually reduce the size of this contact patch. The correct air pressure for each RV




Photo courtesy of Dennis Hill #67914.

tire is determined by the weight of the load it is carrying. In order to get the optimum connection between the road and your tires, they must be inflated to the proper pressure.

Escapes SmartWeigh service can provide you with the individual wheel weights for your RV tires. Then you can set the correct air pressure for the weight the tires are carrying. 🚚

»» Weigh In!

Weighing appointments are available Mon—Fri. : 8:00 a.m. to 10:00 a.m. Other times may be available. Call for more information.

Congress, Arizona, North Ranch
509-999-4429

Bushnell, Florida, Sumter Oaks
518-231-8606

Livingston, Texas, Rainbow's End
888-757-2582

SKP ACRE Rally, Sevierville, TN
888-757-2582

Is Your RV Overweight? There's only one way to know for sure:



Photo by George Mayleben #98522.



Our program provides accurate individual wheel weights for your RV, toad and tow vehicle and it will help you trim the pounds if you need to.

»» For more information, dates and locations, visit www.escapes.com/smartweigh or e-mail smartweigh@escapes.com.

The biggest hurdle many people face when they move into their RV full-time is unloading the house. Most want to sell; however, that's not the only option. In some cases, it is preferable to lease.



Full-time RVers' Option

LEASING YOUR HOUSE

Article by Emily Fagan #99408

When we made the impulse decision to go RVing full-time nine years ago, I wanted desperately to sell our house. Miraculously, we sold it in one weekend. But, by the time we had gotten rid of all of our other belongings and were ready to leave, our buyer had backed out. Oh, the tears I cried.

Knowing it was unlikely we'd find another buyer on such short notice, and not wanting to start our new life with our house in limbo or postpone our departure, we decided to put a "For Rent" sign in our yard. Within a few days we had our first tenants.

Since those spring days of 2007, we have leased our home to five different tenants while we've traveled all over North America, and it has worked out better than we ever could have imagined. No one has trashed the place beyond repair, everyone has paid their rent on time and the house has been vacant for a total of only six weeks. Most important, we've weathered one of the most stomach-turning real estate market freefalls and rebounds in history, while the rental market stayed as steady and solid as could be.

"Your equity position on your house will determine whether leasing it long-term is sustainable."

This wasn't the first time I had leased out my home. I've been a long-distance landlord for 19 of the last 21 years. I never aspired to do that, but I've collected 226 rental payments from nine tenants in three

houses, simply because the day I was ready to sell, the housing market was in a nose dive. Leasing for a while before selling it made sense.

Benefits of Leasing Your House

Personally, I like having a toehold in the real-estate market. If we had sold our home when we began traveling in 2007, I'm not sure an alternative investment would have kept us in a position to buy a comparable home when we are done with our travels a decade or more from now.

Whether we return to our old house after full-time RVing or trade it for a different one, and no matter what gyrations the housing market has been through, we will already be in the market rather than trying to jump back onboard at the present time.

Also, in my experience, it is much easier to find tenants than buyers, be-

Continued >>>

cause a lease is a smaller commitment and tenants aren't as fussy. Likewise, regardless of home values, monthly rents tend to stay flat or rise ever so slightly, but not go down.

Equity Position and Taxes

Your equity position on your house will determine whether leasing it long-term is sustainable. If you have little equity and a large mortgage, you may have negative cash flow between your rental income and your homeowner expenses, and you may not want a monthly cash drain on top of your living and RVing expenses.

ing to be easier to maintain than a big sprawly house with complex systems and a huge yard.

Perhaps the most surprising thing for me, once I first became a landlord over two decades ago, was to discover the wide range of people who rent and why they do it. The pool of prospective tenants don't always act like irresponsible children.

People usually rent a home because they are in transition. Younger folks are generally getting their lives together in hopes of buying a house someday. Older folks may be new to the area and looking to buy eventual-

bedding, frozen dinners and paper plates while we fix it up and search for new tenants.

Landlord/Tenant Relationship

When it comes to leasing your home, the landlord/tenant relationship can be the key to success. After all, your tenants will be sleeping in your bedroom and will be calling it their own. If you forego a property manager, you have a chance to make a personal connection and create an emotional bond with your tenants, lessening the chance that they will harm the house or skip out on the rent.

We determine the rent we will charge by driving around the neighborhood and calling all the places advertised for rent and taking a few tours. We find tenants by putting a "For Rent" sign in the yard, opening both the garage door and the front door and waiting from dawn to dusk. This makes it super easy for someone driving by to stop and take a quick look. We busy ourselves between tours with cleaning and maintenance. We've always managed to find tenants within two weeks even when other rentals in our neighborhood languished.

When a prospective tenant walks in the door, our main objective is to find out why they want to rent our house, for how long, when they want to move in and whether they seem like respectful people who will care for the house and pay on time.

We let them know we are looking for long-term, nonsmokers and would be happiest if they signed a two-year lease. We say "no pets" but have bent the rules for small indoor dogs and cats. During the interview process, usually a casual conversation in the kitchen, we listen to their life story and why they feel our home fits into their plans. We tell them we love our house and want them to care for it in the same manner as we have. We also explain that we depend on their rent to pay our own bills.

Generally, the true deciding factor for us is their enthusiasm for our

"We find tenants by putting a "For Rent" sign in the yard, opening both the garage door and the front door and waiting from dawn to dusk."



On the other hand, if you own your house outright, you may have a nice little cash income each month. Obviously, the longer you lease your house and pay the mortgage, the smaller the amount you will owe.

Leasing out your home does have income tax ramifications. Each year your rental income and the associated expenses of owning the property must be reported to the IRS. When you sell the property, capital gains taxes may be due. Consult with your tax advisor to make sure you do everything correctly on your tax forms.

Houses and Tenants

Finances aside, the thing that keeps most people from leasing their house is the fear that the tenants will destroy it and not pay their rent. Before signing over your home to someone else to live in, the best thing you can do is bullet-proof it as best you can. Also, a smaller, simpler house or condo is go-

ly, or may not be able to buy because they own another home that they either can't or don't want to sell. Seven of my nine tenants have been former or current homeowners.


Property Management

Property management companies handle every aspect of renting your home, from repairs to collecting rent to finding new tenants. Generally, they take a commission of 10 percent or so of the monthly rent and charge a month's rent to find new tenants. They pay you the rent less their fees and repairs every month.

I have always chosen to handle everything myself instead. I have always lived at least 1,000 miles from the property I was leasing out. Our current house is in a place we return to every year, so it is naturally on our travel route, and we can easily put our trailer in storage for a week and move back into our home with an air mattress,



**ENERGY ABSORBING HITCHES
FOR RV'S AND FIFTH WHEEL TRAILERS**



Comfort Ride Hitch uses advanced cellular technology that absorbs energy reducing trailer movement by 80% when compared with an air ride hitch or after-market fifth wheel pin box.

Because of its design, energy is absorbed within the cellular system resulting in minimal trailer movement.

Using the Comfort Ride Hitch will eliminate the cost and maintenance associated with other air ride hitches that require air springs, shock absorbers, air compressors, controls and the electrical connection. Even with shock absorbers or other added products, air springs will cause your trailer to move up and down creating a very uncomfortable ride in your vehicle.

Because the air compressor, controls, wiring, and shock absorbers are no longer needed, the Comfort Ride Hitch is very easy to install. In addition, the cellular technology units are guaranteed to never leak, crack or break by a lifetime manufacturer warranty.

www.comfortridehitch.com

home. If they aren't jumping up and down with excitement at the prospect of renting our house, we keep looking.

Leases and Payment Terms

We use simple, standard rental application and lease forms from Staples. I verify employment and that they paid their previous landlord in full on time. I don't do a credit check but do make sure we have detailed contact info for at least three friends and family in case the tenant vanishes. (That happened to me once long ago.)

We impose a daily penalty of about three percent of the monthly rent for each day the rent is late, and we require a one-month security deposit on the day the lease is signed. This may sound brutal, but these stiff clauses in the lease contract serve as motivators for the tenants and make our priorities vividly clear. Even when we could have imposed these penalties, we chose not to.

Our tenants make arrangements with their bank and our bank to pay us by direct deposit. Sometimes, in the first month or two, there are a few hiccups as the tenants work out the details with their bank, but we've found that, as online banking has become the norm, these mishaps now are rare.

Repairs and Maintenance

We have a home warranty with American Home Shield, and we give the tenants the phone number and our contract number. They deduct the service fee from their next month's rent. Some of our tenants have used the warranty as many as 10 times in the course of their stay, while others have never used it at all.

People that have been homeowners are usually more skilled at handling repairs, and one

of the qualities we look for in a tenant is the ability to do minor repair work.

We also have a handy friend who lives nearby who has done repairs that were beyond the scope of the home warranty. He has also found new tenants for us when we were too far away to get back and do the job ourselves in a reasonable timeframe. Of course, we pay him well.

We always start the lease with everything in working order, from lightbulbs to a new refrigerator water filter. Generally, lots of bulbs are burned out and the fridge needs a new water filter by the time the tenants move out, but those are tiny items.

In the nine years we have leased out our home while traveling in our RV, we have repaired almost everything. We've replaced the fridge, microwave, doorbell, water heater, bedroom carpeting and garage door opener. We've repaired the back yard sprinkler system, fixed plumbing problems, changed circuit breakers and removed three satellite dishes from the roof. (Everyone puts in a new one.) We've repaired a sewer line, planted flowering bushes and removed four trees. We've also painted the interior from top to bottom.

With each tenant rollover, the place gets better, and by now it is far superior to when we lived there ourselves. All of this has not been cheap, but if we multiply our monthly rent by the 107 rent checks we've received since we started full-timing, our tenants have paid us handsomely for our minimal outlay.

Bottom Line

If you are preparing to go full-time but are not sure what to do with your house, leasing it out is a viable option. Not only can leasing work well financially, but the property may improve with age. 🏠



Emily and her husband, Mark, have been traveling full-time by RV and sailboat for nine years. They share many tips about the RV lifestyle and chronicle their journey on their Website:

www.roadslsstraveled.us



FABULOUS FRUIT FESTIVALS

By Evanne Schmarder #65409

We live in an odd time where seasons are blurred and borders erased.

For example, visit the grocery store produce section anytime of year and you can find an abundance of “out of season” items. Tomatoes immediately come to mind. Most of us have reveled in the bliss of a juicy sun-kissed, vine-ripened, fragrant, red, round, robust tomato. In fact, just thinking about it can transport us to another time (and make our mouths water).

Then there are the wintertime supermarket tomatoes. I’ve never eaten cardboard, but I imagine it’s pretty close to these grotesque examples of this beloved summer fruit. They look good on

the outside but are a dismal taste on your plate, no matter how much you gussy them up.

I suppose this is one reason I’m so thrilled with summer fruit festivals. Besides getting back to the source, meeting the growers and exploring the many varieties of the festival’s namesake, you get to sample a bit of pure heaven. Fresh, picked-at-its-peak, sweet, sensational specimens—there’s nothing on earth like a taste of local fruit.

To help you on your journey to find some fine fruity fun, here’s a list of five fab fruit festivals for your consideration. Some are renowned while others are still secret. Either way, each one is a tasty event that’ll linger in your food files for many years to come.

GEORGIA PEACH FESTIVAL

June 4 • Byron, Georgia

June 11, 2016 • Fort Valley, GA

www.gapeachfestival.com



If you ask me, a fresh peach is one of the most seductive fruits.

First off, it's beautiful to look at, fragrant and delicate and delicious and inviting. Peaches were originally cultivated in China and were considered a symbol of longevity.

In the 16th century, Franciscan monks brought the peach to St. Simons and Cucumber Islands, and the rest is history. Georgia peach season runs for 16 glorious summer weeks, from mid-May to August, and their growers claim theirs are the "sweetest and tastiest peaches grown anywhere in the world." You can find out for yourself at the Georgia Peach Festival while you enjoy fireworks, a parade and the World's Largest Peach Cobbler!

ALEDO RHUBARB FESTIVAL

June 3-4, 2016 • Aledo, Illinois

www.aledomainstreet.com

All right, I admit it. I snuck this festival in under the guise of "fruit" when everybody knows it's really classified as a vegetable. But mix it up with some sugar and strawberries, pop it in a crust and bake it until soft and gooey. No matter what you thought of this recipe idea, you'll call it an amazing fruit pie. Celebrating its 25th year, the two-day Aledo Rhubarb Festival will introduce you to rhubarb in its many forms, including pies that are for sale. They recommend you arrive early, before they sell out, or suffer "rhubarb regret."



Continued >>>

"Whether you choose to deliberately take your roadabode to one of these festivals or happen to be in the area at the appointed time, you're going to fall in love with flavors that can't be found in the produce aisle."

ATTENTION

We Specialize in High End Fifth Wheels & Full Time Living



2016 DRV Mobile Suites 39DBRS3
Special Floor Plan w/ Residential Washer & Dryer
MSRP: \$154,772 **Avg of 30% Off MSRP**
TRUE 4 SEASON CAMPER
sub-zero rated



2016 DRV FULL HOUSE Toyhauler
COMING SOON
TRUE 4 SEASON CAMPER
sub-zero rated



2016 DRV Elite Suites 38RSSA
MSRP: \$176,841 **Avg of 30% Off MSRP**
TRUE 4 SEASON CAMPER
sub-zero rated

CALL US AT 877-643-7532 FOR THE BEST PRICE IN THE INDUSTRY ON DRV & HEARTLAND 5TH WHEEL RVs



2016 Heartland Landmark 365 Newport 1 1/2 Bath
MSRP: \$130,496 **Sale Price: \$87,900**
TRUE 4 SEASON CAMPER
zero rated

FINANCING & EXTENDED WARRANTY AVAILABLE

SEE WHY WE ARE THE #1 USA DEALER FOR DRV IN 2011 THRU 2015 AND THE #1 USA DEALER FOR HEARTLAND LANDMARK IN 2013 & 2014. GO TO WWW.RVSFORLESS.NET AND SEE THE DIFFERENCE (SERVICE & PRICES).

RVs for LESS LLC.com

Customer-Focused Before & After the Sale
Service Department
New and Used Units
parts/accessories
1st-Timer Training
Full-Timer Experts
www.rvsforless.net

WATERMELON THUMP

June 23–25, 2016 • Luling, Texas
www.watermelonthump.com

You know it's not one to be missed when it's venerated in the huge and heavy *National Geographic Food Journeys of a Lifetime* coffee table tome. This one ranks as one of the "Top Ten Unusual Food and Drink Festivals" in the world. Here you can see the Watermelon Thump Queen on her watermelon parade float. You can also compete for the \$500 seed-spitting prize and see how close you can come to last year's 55-foot, 6-inch winning "spit," and marvel at the gigantic watermelon specimens before tasting your fill of the fresh summer fruit.



NATIONAL CHERRY FESTIVAL

July 2–9, 2016 • Traverse City, Michigan
www.cherryfestival.org

Celebrating its 90th anniversary, the National Cherry Festival, along the shores of beautiful Lake Michigan in Traverse City, is an eight-day cherry extravaganza that the *New York Times* recommends as one of the places "foodies should go in 2016." Sweet cherries, tart cherries, cherries in liqueur, cherry queens, cherry concerts and cherry cook-offs are all offered at this sweet-as-cherry-pie festival.



OREGON BERRY FESTIVAL

July 15–16, 2016 • Portland, Oregon
www.oregonberryfestival.com

While I was tempted to include Montana's Huckleberry Festival (August 12–14, 2016), the Machias (Maine) Wild Blueberry Festival (August 19–21, 2016), or even the Bremerton (Washington) Blackberry Festival (September 3–5, 2016), I went with the Oregon Berry Festival taking place in a city I love—Portland.

What's wonderful about this two-day festival is that it celebrates the wide variety of berries grown in the area. Attendees can try good old standby berries such as raspberries, strawberries, blackberries and blueberries, but can also sample marionberries, ollalieberries and loganber-



ries. Looking for boutique fruit brandies, vinegars or maybe black raspberry and ham ice cream? You'll find everything "berry" at this fruit festival.

KENDALL-JACKSON HEIRLOOM TOMATO FESTIVAL

September 24, 2016 • Fulton, California
www.kj.com/visit-tomato-festival

In case you were unaware, tomatoes are technically a fruit! And you'd be missing a fruit-tastic event by passing up this tomato festival if you are anywhere near the area. Offering more than 150 varieties of odd-colored, funny-shaped, intensely flavored heirloom tomatoes, the Kendall-Jackson Heirloom Tomato Festival is not your ordinary, every-day tomato fest. Held at the gorgeous Kendall-Jackson Wine Center, among their beautiful walnut groves in California's storied Napa Valley, this well-heeled gathering attracts top-shelf foodies, established and up-and-coming chefs, terrific food and wine pairings, live music, seminars and garden tours. Tickets are pricey and often sell out. If this is up your tomato alley, check their Website and get your tickets today.



**BONUS
FESTIVAL**

Are we fruit-looped?

It's said many of us will do just about anything for love, but how about the love of fruit? Whether you choose to deliberately take your roadabode to one of these festivals or happen to be in the area at the appointed time, you're going to fall in love with flavors that can't be found in the produce aisle. And be sure to go a little crazy tasting some newfangled flavors. You won't regret it. *Bon appétit!* 🍷

Evanne is sure she got the wanderlust bug from her grandparents who traveled the U.S. in their city bus conversion in the 1940s as what we now call "work-campers." In 2000 she and her husband, Ray, set off on their own adventure, affectionately called Operation Sunshine, from hip-but-rainy Portland, Oregon, in search of a sunny place to settle down. Fifteen-plus years later, they're still roaming the country, sharing interesting destinations and cooking up delicious RV kitchen recipes in their popular RV TV series, RVCookingShow.com.



RVCookingShow.com

Passport America

SAVE 50% on Campsites

Nearly **1900**
Campgrounds



25th Edition
International
Camping Directory

The Original & World's Largest **50%** Discount Camping Club
U.S. • Canada • Mexico

Get your 50% Discount
Camping Card Today!

Only **\$44** for one
year

Pays for itself the first
time you use it!

The World's Largest & 'Original' **50%** Discount Camping Club with
nearly 1900 Quality Resorts & Campgrounds all across the USA,
Canada, & Mexico!

With New Parks joining weekly!



Join NOW by calling **1-800-681-6810** or
visit www.passportamerica.com,
mention code **GBSKP** to receive **3 Months FREE**
plus a **Bonus Gift Key chain!**



TESTIMONIALS:

"We called to make a weeks reservation at a RV park, & the clerk quoted me the Passport America price by mistake! When I saw what the savings were for this stay alone, (a savings of over \$100), we promptly looked Passport America up on the web & joined!"

- Jay & Christine Roth

"After deducting the annual fee, in just a few months, we saved \$650. Passport America is a wonderful program and everyone should try it; so they can see the savings."

- Evelyn Berkey

Call Now & Start Saving! **1-800-681-6810** • www.passportamerica.com



Tips

Helpful Hints, Ideas and Solutions for Today's RVer

- Opinions, advice and information contained in "Tips" are offered solely to inform members about matters that may be of assistance or interest to them. Material is compiled from submissions from Escapees members who do their own research. Escapees RV Club accepts no responsibility for what is expressed here by any person, group or company.
- E-mailed submissions can be sent to departmentseeditor@escapees.com. Because of the large volume of material, we may not acknowledge receipt of material. If accepted, submissions will be edited for magazine style and formatting.

National Park Service Celebrates 100 Years

The National Park Service (NPS) is celebrating its centennial birthday, turning 100 years old August 25, 2016. The parks will have special activities planned for this year, so be sure to include the national parks system in your travel plans. Check out the NPS Website at www.nps.gov to see which parks will be in your area of travel, then check with the specific park to see what special activity they have planned. The NPS is asking you to share your experience after visiting a park at www.findyourpark.com.

The individual parks have planned activities showcasing the story and history of their park, so make plans to include visits to several national parks this year.

Stella Carroll #102508

Slide-out Toppers and Awnings

The March 2016 American RVer show is all about slide-out toppers and awnings. Chris Throgmartin, owner of Stone Vos in Brooksville, Florida, talks to Jim about determining when to replace slide toppers and what you need to know to make an intelligent decision on which material to use. They even discuss the type of thread that should be used by a topper manufacturer. To see the process of replacing slide toppers, see the January 2015 American RVer show.

AmericanRVer.com provides RVers with information, entertainment and RV-specific tips. The webisodes can be viewed at no cost and average about 20 minutes in length. The shows stream though your computer, iPad, Smart Phone or eBook Reader. Viewers may subscribe to the monthly feed though Apple's iTunes Store or watch the shows in high definition, with full-screen video, at www.VIMEO.com. Search for "American RVer." You can also watch the shows on the *AmericanRVer* Website.

Jim and Peggy Grich #90734

Jim and Peggy Grich are full-time RVers, have been producers and hosts of *American RVer* for over eight years and enjoy the RV lifestyle and want to share it with others. They can be reached at info@americanrver.com.



Avon Heritage Duck Tape® Festival

June 17–19, 2016

Veterans Memorial Park

3701 Veterans Memorial Parkway

Avon, OH 44011

866-818-1116 • www.DuckTapeFestival.com

This family-friendly, three-day event features Americana-themed duct tape sculptures, parade, fashion show and more. Available in more than 250 colors and designs, America's favorite fix-all is ready to help you stick together with your fellow patriot and show your spirit through all things Duck Tape® Father's Day weekend, Friday, June 17, through Sunday, June 19.

March on out with the family to Veterans Memorial Park in Avon to enjoy a special stars-and-stripes spectacle where you'll experience many opportunities to show your pride for the USA. From a lively parade featuring floats made out of Duck Tape®, fun arts and crafts tent, to life-sized Duck Tape® sculptures and a fashion show. You can enjoy delicious all-American food favorites, rides, family-friendly games, live entertainment and more. Plus, the first 500 attendees each day will receive a free roll of made-in-America Duck Tape®.

Admission is free for this three-day family excursion, which annually draws more than 60,000 duct tape enthusiasts from around the world.

*Falls Communications, Jenny Bahun
Account Supervisor*



LET'S TAKE A WALK

By Susan Alton #114376

When you arrive in a new campsite, you check in, set up your RV, walk your dog, eat, unwind and maybe have a cold drink. What do you do next?



Fun, Fitness, Friendship

If you're like my husband, Bob, and me, you'll want to explore the area. We like to explore by walking, or "volksmarching," with the American Volkssport Association (AVA), a nationwide personal fitness and recreation club. Although we enjoy their noncompetitive walking, the club also offers hikes, bike rides and swimming.

Continued >>>

What is Volksmarching?

Volksmarching is, literally, “the walk of the people.” Volkssporting events started in Germany in 1968 after a local running group became too competitive. Many unfit individuals wanted to win the awards, but they over-stressed themselves and some were injured or had cardiovascular collapse. A separate organization, the Internationaler Volkssportverband (IVV), was formed to eliminate time restrictions on the sporting events.

In 1976, volkssporting came to the U.S., and the American Volkssport Association was established. This educational, nonprofit 501(c)3 corporation is dedicated to promoting fun, fitness and friendship.

Year-round Event (YRE)

Volksmarching events take place throughout the year all around the U.S. One type of walk, the year-round event, is one you can do anytime. For YREs, locations are provided online at www.AVA.org. You go to a start box, sign in to a logbook, receive a start number, pick up a map, fill out a start card and begin your walk. The start point can be at various locations such as a chamber of commerce, hotel, restaurant or state park.

Trails are laid out by local clubs with easy-to-follow directions or maps provided at the start point. Ratings of 1 (easy) to 5 (most difficult) are given to trails. The designated start point is open for several hours to allow you to begin the Volksmarching adventure at your leisure. Along the route, you may need to answer checkpoint questions and write the answers on your start card. When you’re finished, you deposit your completed start card and a \$3 fee in a locked box at the start

“Volksmarching is an excellent form of exercise for RVers. You not only get your body in motion in a noncompetitive way, you also see beautiful and unique sites.”



Bob and Susan at the top. Lost Maples Volksmarch in the Texas Hill Country. Photo by Susan Medlin.

area, or take an addressed envelope from the box and mail it to the local club. You can stamp your AVA books if you walk for credit, and go on about your day. Historic and scenic sites are selected for your enjoyment.

Traditional Sponsored Event

Another type of walk is the traditional sponsored event. A Volkssport club maps out a route, staffs the registration, start and end tables and usually provides checkpoints along the way where your start card is stamped and water is provided. Sponsored walks may be in conjunction with local festivals or fairs and may include admission to the festivities. For example, the city of New Braunfels, Texas, has Wursthfest in early November, which is similar to Oktoberfest in Germany. The NB-Marsch-und Wandergruppe sponsors a walk-event that includes two admission tickets to Wursthfest, which you can enjoy after the walk.

Celebrating 40 Years

This year (2016) is special for U.S. Volksmarchers as it is the 40th anniversary of the AVA. A walking weekend is planned for June 10–12, 2016, in Fredericksburg, Texas. Located in the scenic Texas Hill Country, Fredericksburg is the location of the original 1976 Volksmarches in the U.S. Four walks, a 25K bike ride and a 300-meter swim will be available on the anniversary weekend. Further information on all anniversary events is available at www.ava.org, under the “events” tab.

Our Walk Adventures

My love of Volksmarching began in Oregon in 1997. The Portland Oregonian newspaper’s events calendar had a description of an upcoming walk, hosted by a local club, through blooming iris fields and along country roads. I conscripted my sister to join me and we had a wonderful walk experience. We were warmly welcomed by the club sponsoring the event and, for \$5, received a “New Walker Packet,” which had informa-

tion about Volkssporting, a coupon for a free walk and flyers about upcoming walks. I was hooked.

Over the years, I've walked alone, or with friends and relatives, on 5K and 10K walks in forests, parks, cities and flower fields. I've also walked along rivers, through festivals, in historical areas, by state capitols and even enjoyed Christmas-light walks.

Volksmarching has awards you can earn by completing special program books. I had recently purchased special program books to visit all 50 states and 51 capitols. For our trip, we marked a route in which we would visit a number of the central state capitols. As we traveled, we made it a point to complete capital Volksmarches along the way. State capitols are treasures to be explored. Each one is unique and has special points of interest, with beautiful artwork, history displays, museums, tours to the capitol domes, beautiful grounds, fountains and much more.

Earn Pins and Badges

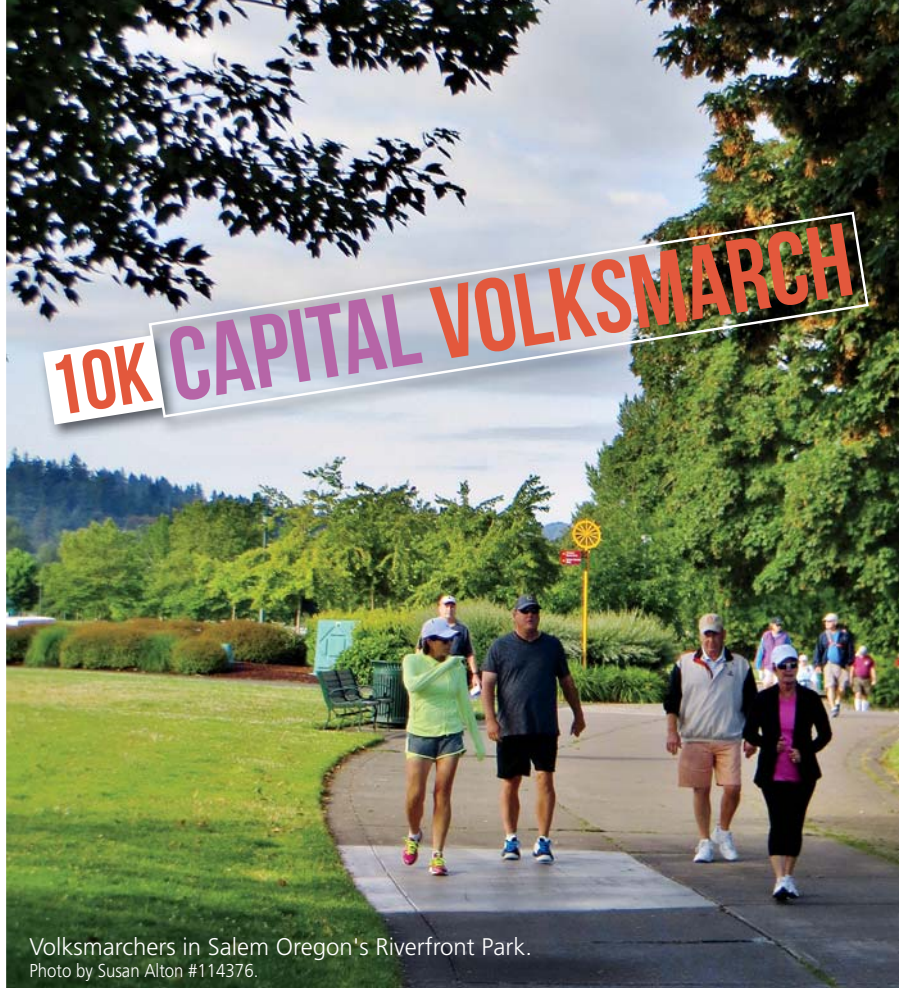
Badges and pins can be earned for events you complete. I have been a member of the AVA for 19 years and have earned badges and pins for the number of events and number of kilometers I have walked or hiked. Special program pins and patches can also be earned. In 2014, I earned The Centurion Award for completing 100 walks in one year.

Volksmarching is an excellent form of exercise for RVers. You not only get your body in motion in a noncompetitive way, you also see beautiful and unique sites.

Bob and I hope to see you out walking along our travels. 🐾



The AVA is headquartered at 1001 Pat Booker Rd., #101, Universal City, TX 78148. You can reach the AVA by phone at 210-659-2122.



In 2011, due to budget cuts, Bob and Susan Alton both lost their jobs in Honolulu, Hawaii, within five days of each other. They moved to the mainland, bought an RV and live life on the road as full-time RVers. They live in their fifth-wheel trailer in an RV park in San Antonio, Texas, with their cats, Bowie and Sunnie. Bob works as an accountant and Susan works on the office team in an RV park. Susan has been a Volksmarcher for 19 years and is publicity chair for the Randolph Roadrunners Volksmarch Club. Visit their blog at www.travelbug-susan.blogspot.com.

FREEDOM AWAITS!

Self Motivated

Have Fun & Make Money

Computer & Sales Experience Necessary

800.832.3292

SoutheastPublications.com

Earn While You Travel

Connecting Our Customers with Local Businesses

to Promote a Sense of Community

Sign Up for Our MobileRVing Newsletter

Text sepub to 22828

By texting to MobileRVing, you are going into our marketing list. Your existing business relationship with MobileRVing also includes outreach about Featured Properties and new products and services that might be useful to you. MobileRVing will not share your cellular number with anyone else. There is no cost to use the text messaging service at MobileRVing. However, some cellular providers may charge for text messaging. Please contact your cellular provider for specifics of your plan and its text message charges.



TIMING YOUR DOMICILE

By Miri Kim Wakuta #126136, Loring & Associates, PLLC, California Licensed Attorney

Time and time again, I am asked the question, "What is the required amount of time I need to stay in my new state to change my domicile?"

Forgive me for sounding like a lawyer, but it depends. Know one thing: Physical presence alone is not sufficient to establish a new domicile. To determine whether an individual sufficiently established domicile, a court will look at both physical presence and one's intent to acquire a new domicile. It is not a question of the quantity of time, but rather a question of the quality of time spent in your new state.

Absent a statutory or constitutional requirement, most states generally do not require a set number of days to establish domicile. Any period of residence is sufficient provided that the requisite intent is there. That means when you choose to establish your new domicile, make sure your intent is

Perito v. Perito¹ is the divorce case of Ruth and Tom Perito after a 25-year marriage. During the entire length of their marriage, the couple lived in New York. Ruth filed for divorce in New York but the New York court dismissed the case finding that Ruth did not satisfy the requirements of

"...when you choose to establish your new domicile, make sure your intent is to make your new state your home, a place where you plan to permanently return."

to make your new state your home, a place where you plan to permanently return. If one has this intent, courts have suggested that one day, even one moment, could be considered sufficient. I'll share a case with you where one day was sufficient for a person to establish her domicile in a new state.

divorce in that state. After her case was dismissed in New York, Ruth spoke with attorneys from Nevada and Alaska. Ruth went to Alaska with her friend, bringing some belongings but leaving others in New York. She did not know anyone in Alaska except the attorney she called.

Once they arrived, Ruth and her friend walked around Anchorage and Ruth liked what she saw. Ruth told her friend that she "felt sure this was the place she wanted to be." The next day, she filed for divorce in Alaska. Ruth then went about renting an apartment month-to-month, found a job, registered to vote and obtained an Alaska driver license.

Now, Tom had never been to Alaska. Tom filed a motion to dismiss the case on the basis that Ruth was not an Alaska resident when she filed the case. The Supreme Court of Alaska concluded that Ruth's case did not have to be dismissed because Ruth satisfied domicile requirements. She had the presence and the intent to remain permanently in Alaska and, therefore, she was an Alaska resident.

The lower court based its decision on the testimony of Ruth and her friend, Lois. Ruth testified that she decided to stay in Alaska the day she arrived because she was impressed by the city and the friendly people. She felt strongly that Alaska was a place where she could live, work and be happy. Ruth also testified that she intended to remain in Alaska indefinitely. Lois testified that she heard Ruth express the same sentiment.

Tom contended that other evidence should have persuaded the court to

“Note that the court looked closely at her later actions, which followed up on her intent to remain permanently in Alaska. The actions she took after changing her domicile served to add credibility to her testimony.”

find that Ruth was not a resident of Alaska. Tom pointed to the fact that Ruth did not quit her job in New York when she came to Alaska, but rather took a one-year leave. He also pointed out that, at the time Ruth filed the case (one day after her arrival), she maintained two bank accounts in New York, a safe deposit box, owned two cars and a boat in New York and had a close relationship with her parents who lived there.

The Alaska Supreme Court noted that within a few months of her move to Alaska, Ruth closed the accounts, emptied the safe deposit box, transferred the cars to her daughters and made a trip to New York to visit her family. She also obtained a library card, check cashing card at a local supermarket and applied for credit cards at two local department stores. While these actions occurred after Ruth filed her case, these actions “could have been relevant if they helped the judge shed light on or interpret Ruth’s subjective intent on the date she filed” her case.

Ruth had only been in Alaska one day before she filed her case. She formed her intent to make Alaska her home on her walk the day she arrived. Note that the court looked closely at her later actions, which followed up on her intent to remain permanently in Alaska. The actions she took after changing her domicile served to add credibility to her testimony. If she had returned to New York or failed to close her accounts and conclude her life in New York, would a judge have believed her testimony?

I chose to share this case with you because Ruth’s path to establishing domicile is similar to a lot of full-time RVers. It highlights the importance of

having all the factors on your side. Ruth took steps that manifested the intent she formed in one day. Absent her later actions, the court could have easily taken Tom’s side and decided that Ruth did not sufficiently establish domicile in



Miri Kim Wakuta is a California-licensed attorney. She is counsel to Loring & Associates. Through her time as a litigator, she gained extensive trial experience. Her experience ranges from immigration, bankruptcy, civil, estate planning and child dependency law. She discovered her fascination with domicile issues arguing jurisdiction and venue issues in court.

Photo by Angelo Narvaez.


Alaska. Now, unlike some full-time RVers who establish new domicile and then hit the road, Ruth maintained her physical presence in Alaska. So for those who are not physically present all the time, it becomes that much more important to show that any trips away from the state are only temporary and that you are establishing and maintaining your connections in your new state.

Remember Ruth’s story; regardless of the length of time you are in your new state, clearly form your intent and then take actions to create manifestations of your intent. 🚐

¹ Perito v. Perito, 756 P.2d 895 (AK 1988).

Have a Question?

I write about legal and financial topics derived from my experiences in my practices; however, I welcome your suggestions for topics. If you have a specific legal or financial RV-related question, or if you have a suggestion for an article topic, e-mail me at info@mgenwealth.com. Please write “Escapees magazine topic” in the subject line. Or call me at 800-260-1615.



Protect Your AC Unit and Satellite Dish!

The GiraffeG4 System will tell you the exact height of the Bridge, Trestle, Campground Tree and Gas Station Canopy you’ve encountered, so you don’t hit it.

GiraffeG4
RV OVERHEAD PROTECTION

www.GiraffeG4.com
1-877-543-1087



with your tips for organization, storage, safety, socialization or other aspects of traveling with children. Your submissions may appear in a future "Camping Kids" column.

Camping Kids | Ice Cream in a Bag

By Melanie Carr #8

Summer is here and what better way to celebrate than with ice cream.

Chances are, if you are spending time in a state where the weather is warm, you will be more than happy to find ways to keep the kids cool while still letting them enjoy the sunshine.

Making the following ice-cream-in-a-bag recipe is a fun, easy way to keep kids entertained. Take them outside to complete the activity and make a game of it. And, if you're a kid at heart like me, you'll have as much fun as they do and get to enjoy a sweet treat.




ICE CREAM IN A BAG

Ingredients

- ½ cup half-and-half
- ½ tsp vanilla
- 1 Tbsp sugar
- 2 sandwich Ziploc bags
- 1 gallon Ziploc bag
- 3 cups crushed ice
- 1/3 cup rock salt

- Mix the first three ingredients together in one of the sandwich Ziploc bags. Squeeze any air out as you seal it, then place inside the second sandwich Ziploc bag and seal.
- Place the ice in the gallon Ziploc bag and mix with rock salt. Then place the sandwich bags with the ice-cream mixture in the middle.
- Get moving. Let the kids run free and have them squeeze and shake the bag for five to 10 minutes.
- Once the ice cream is formed, grab a spoon and enjoy it right out of the bag. 🍦




Gabe Carr #8 with his homemade ice cream.
Photo by Melanie Carr #8.



ESCAPEESRVClub | **Out and About**

Socialize • Make Friends • Reconnect



Mac "The Fire Guy" McCoy CM #310 teaches attendees how to use an RV fire extinguisher during an Escapees RVers' Boot Camp training event. Attend Escapade and register for the next training session. See page 53.

Photo by Marie Parks #118638. Read Marie Parks' and Josh Rieken's Escapees RVers Boot Camp review at www.ardentcamper.com/blog/review-escapees-rvers-boot-camp.



Calling All Chapters

Escapees Regional Groups

Listed by state, each chapter will update rally and event information and directions for their activities and rallies on their individual voice mail box. The toll-free number is 888-757-7701 plus the personalized extension listed after each chapter name. These extensions also appear on the "Events and Rally Calendar" and the "Chapter Map." When you call, be prepared to write down specific rally information. This is a message/information retrieval service; you will not be able to leave messages. Listed on these pages is where to send chapter dues.

- For details about a chapter, visit www.escapees.com/fun/chapters.
- Chapter officers can visit www.escapees.com/benefits/chapters/reporting-forms to find report forms on the Web.
- Changes for the **July/August** issue are due by **May 10**.

ALABAMA

#26 Gulf Posse: 8026, President Cushman Phillips, 770-312-8871. Send dues (\$5) to Donald White, 16113 W. Indigo Loop, Summerdale, AL 36580. 251-988-8779.

ARKANSAS

(Kansas, Missouri, Oklahoma)

#17 Ozark Chapter: 8017, President Dennis Horstman, 785-691-5990. dhorstman17@gmail.com. Send dues (\$10) to Phil Mackey, 805 S. Powell, Wagoner, OK 74467. pmackey46@live.com

ARIZONA

#21 Arizona Saguaros: 8021, President Don Del Rosario, 817-266-8806. Don80444@gmail.com. Send dues (\$5) to Ann Meilicke, 242 Rainbow Dr., #14202, Livingston, TX 77399-2042. ann@meilicke.org

#32 Verde Valley: 8032, President Denny Orr, 219-670-3007, dennsuu@gmail.com. Send dues (\$5 per person) to Chuck Van Winkle, Chapter 32, PO Box 722, Congress, AZ 85332. 928-685-3835. ckvanwinkle@msn.com

#45 Valley of the Sun: 8045, President Ed Allard, 480-213-8096, edrdnalice@gmail.com. Send dues (\$5 per person) to Gene Christiansen, 5848 E University Dr. #1024, Mesa AZ 85205. gchris1033@gmail.com

CALIFORNIA (NORTHERN)

#1 Golden Gate: 8001, President Katherine Guerrero, 408-314-1858, kathyguerrera@yahoo.com. Send dues (\$5) to Donald Sarallo, 1625 Redwing Ave., Sunnysvale, CA 95370. 408-261-2889. donsarallo@yahoo.com

#24 Gold Nugget: 8024, Lynne Ganas, 916-331-7301, lganas@msn.com. Send dues (\$10) to Virginia (Jini) Squire, 9313 Gem Crest Way, Elk Grove, CA 95624.

#38 Mother Lode: 8038, President Rob Cannon, 209-605-4716, rcannon55@me.com. Send dues (\$5/yr) to Norene Bailey, 18225 Berry Ln., Sonora, CA 95370. 209-743-2293. bailey-ny@sbcglobal.net

#47 Nor-Cal Gypsies: 8047, President Don Porter, rvwithchapter47@msn.com. 530-725-3013. Send dues (\$7/couple) to Ardie Porter (checks written to Escapees, Chapter #47, per instructions from the bank.) 19433 Le Claire Lane, Redding, CA 96003. 530-275-3013. rvwithchapter47@msn.com

CALIFORNIA (SOUTHERN)

#13 El Camino: 8013, President Joe Costigan, 951-452-2998. mary.costigan2@gmail.com. Send dues (\$5) to Lori Catlett, 8090 Cornwall Ct. #18, Rancho Cucamonga, CA 91739. Checks to be made out to El Camino Chapter 13. ladyretired11@aol.com

#25 Shanty Shakers (San Diego): 8025, President Wayne and Lynn Selden, 619-890-5383. dloreaan81@gmail.com. Send dues (\$10/yr) to Sue Pace, 5157 Don Mata, Carlsbad, CA 92010. 760-445-8196. suepace1943@yahoo.com

COLORADO

#2 Rocky Mt. High: 8002, President Linda Gilmore, 303-349-8845, president@rockymtnhiskps.org. Send dues (\$5 per person) to Steve Gullette, 334 McShane Pl., Monument, CO 80132. treasurer@rockymtnhiskps.org

FLORIDA

#57 Florida Sun Gators: 8057, President Carol Kenderdine, cm_kindy@yahoo.com. Send dues (\$5) to Larry Forbes, 143 Rainbow Dr., #4394 Livingston, TX 77399. mlforbes164@gmail.com

(Note: Chapter 57 was formed from a merger with Chapters 15 and 27.)

IDAHO/MONTANA/WYOMING

#28 Big Sky: 8028, President Gary Wisecup, wisecups2006@aol.com. Send dues (\$5) to Becky Hazen, 1876 Riverwood Rd., Twin Falls, ID 83301, 208-404-9039. bhazen@bluelakesport.com

IDAHO/WASHINGTON

See Washington Chapter 39: 8039

ILLINOIS

#46 Lincolnland SKPs: 8046, John Liggett, 217-257-4880. Send dues (\$6/yr, \$20/4yr) to Sheila Hanson, 2650 N State Route 178, Oglesby, IL 61348. gshanson@sbcglobal.net

INDIANA

#51 Hoosier Neighbor: 8051, President Harold Howell, 586-805-4339, haroldmhowell@gmail.com. Send dues (\$8) to Dave Wheelock, 1739 S. CR 450 East, Avon, IN 46123. 317-718-5598. dwheelock@indy.rr.com

IOWA

#48 Iowa Wild Roses: 8048, President Al Ensley, 515-360-5992. Send dues (\$10 first year/\$8 thereafter) to Kay Olson, 2824 O Street, Denison, IA 50142. 402-740-3378. okoaks2@yahoo.com

KANSAS

See Arkansas Chapter 17: 8017

KENTUCKY

See Tennessee Chapter 42: 8042

LOUISIANA

See Texas Chapter 10: 8010

MICHIGAN (GREAT LAKES REGION)

#6 Great Lakes: 8006, President Mike Foley, 616-862-8893. Send dues (\$5/yr, \$20/5yr) to Anna Craw, 190 Rainbow Dr., #9053, Livingston, TX 77399-1090. crawd@juno.com

MID-ATLANTIC REGION

(Delaware, Maryland, New Jersey, Pennsylvania, Virginia, Washington D.C., West Virginia)

#20 Mid-Atlantic: 8020, President Frank Simon, pinoakfrank@yahoo.com. Send dues (\$5) payable to Mid-Atlantic Chapter 20, to Phil Devonshire, 3381 South Hill Rd., Wyaluisng, PA 18853. phdevon@gmail.com

MINNESOTA

(Minnesota, North Dakota, South Dakota)

#12 North Central: 8012, President Ron Nelson, 507-259-7528. Send dues (\$5—first year free) to John Peyton, 331 N Central Ave., Duluth, MN 55807. 218-591-0036. john.peyton2@gmail.com

MISSOURI

See Arkansas Chapter 17: 8017

MONTANA

See Idaho Chapter 28: 8028

NEVADA

#14 Lucky Rollers: 8014, President Phil Darling. Send dues (\$5) to Mo Botts, 5150 Oakridge Ave., Unit 141, Pahrump, NV 89048. rayandmo@yahoo.com

NEW YORK

#41 NYSKPS: 8041, President Marilyn Woodside, 908-377-7765, lynhw15@gmail.com. Send dues \$10 (\$5 for singles) to Shirley Gates, PO Box 422, 4429 Telephone Rd., Cincinnati, NY 13040. 607-863-3292. smgates@ix.netcom.com

NORTH/SOUTH CAROLINA

#29 Carolina Rovers: 8029, President Steve Masterson, masterson100@gmail.com. Send dues (\$5) to Terri Wirtz, 1244 Woodland Church Rd., Wake Forest, NC 27587. terriwirtz@gmail.com

NORTH/SOUTH DAKOTA

See Minnesota Chapter 12: 8012

NORTHEAST

(Connecticut, Massachusetts, Maine, New Hampshire, Rhode Isl., Vermont)

#3 Northeast: 8003, President Tim Hanson, billbobhanson@aol.com. Dues (\$5). Make checks payable to Northeast Chapter 3. Send to Maureen DeRoy, 88 Atwood Road, Wilmot, NH 03287. micaledge@hotmail.com

OHIO

#36 Erie Shores: 8036, President John Hopkins, 814-777-4448. Send dues (\$5) to Barbara McKenzie, 8825 Stetson Dr., Warren, OH 44484. temp1203@aol.com

OKLAHOMA

See Arkansas Chapter 17: 8017

See Texas Chapter 30: 8030

OREGON

#9 Oregon Trails: 8009, President Kimm Cady, 541-554-7933. mrclause46@gmail.com. Send dues (\$5) to Veanna Fletcher, 800 S State St., #86, Sutherlin, OR 97479. velanato@aol.com

#34 Columbia River SKPs: 8034, President LeRoy Vick, 503-784-7738. lavick1952@yahoo.com. Send dues (\$5) to Teri Van Wagner, 319 Eastview Lane NE, Silverton, OR 97381. terivanw@gmail.com

#37 Rogue Valley Rovers (Southern Oregon): 8037, President Chris Oman, 541-474-0161, coman@budget.net. Send dues (\$10) to Donna Betteridge, 1171 White Chapel Dr., Central Point, OR 97502. 541-664-2130. dbetteridge3@aol.com

TENNESSEE

#42 KEN/TENN: 8042, President Paul Reed, 731-574-1045. Send dues (\$5) to Joanne Reed, 15 Seay Cove, Jackson, TN 38305. paulreedjr1960@gmail.com

TEXAS

#10 Rainbow Chapter: 8010, President Gene Jensen, 936-355-1785, genejensen88@gmail.com. Send dues (\$5) to Chapter 10/Bruce Horton, 115 Rainbow Dr., #1532, Livingston, TX 77399. 936-328-3071. txbhorton@yahoo.com

#11 Alamo Area SKPs: 8011, President Ken Dixon 830-837-5572, krdixon@trane.com. Send dues (\$5) to George Wilkes, 502 Toye Blvd., Canyon Lake, TX 78133. 210-859-6524. gawljlw2@yahoo.com

#30 Red River Rovers: 8030, President Don Allen, 214-793-4247, dvalen2@yahoo.com. Send dues (\$10/rig) to Steve Condit, 3708 Staghorn Cir South, Ft. Worth, TX 76137. 817-800-0249.

UTAH

#40 Beehivers: 8040, President Jim James, donnajames04@gmail.com. 801-550-8099. Send dues (\$5) to Gail Naves, 2906 W. 7268 S., West Jordan, UT 84084. 801-865-3592. naves@onebox.com

WASHINGTON

#5 Evergreen: 8005, President Ron Hough, ronwhough@gmail.com. Send dues (\$10) to Dave Andersen, 1046 Courtney Lane, Burlington, WA 98233-1457. 206-849-1578. arlene1046@gmail.com

WASHINGTON/IDAHO

(Eastern Washington/Idaho Panhandle)

#39 Wash-Pan: 8039, President Beverly Allenbaugh, 509-925-3297. Send dues (\$5) to Jim Gibbons, 12711 North Mill Rd, Spokane, WA 99208.

WISCONSIN

#49 Badger SKPs: 8049, President Ken Cerling, 608-219-6239. cerlingconstruction@gmail.com. Send dues (\$5) to Bette Learned, 238 Rainbow Dr., #13864, Livingston, TX 77399-2038. 608-213-7758. sambette1965@yahoo.com

WYOMING

See Idaho Chapter 28: 8028

Continued >>>



The advertisement features a black and white photograph of a family—a man, a young girl, and a woman—smiling. Above them are the words 'INSTANT', 'CONSTANT', and 'ENDLESS'. Below the photo is the Truma logo with the tagline 'More comfort on the move'. To the right, the text reads 'The Truma AquaGo® hybrid instant water heater' and 'truma PARTNER'. The main heading is 'Felton's RV Service' with a logo for 'RV SERVICE' and 'RVDA' and 'RVIA'. Below that, it says 'Complete RV Repair and Service' and provides the address '1321 Riggs Road Houston, TX 77022', email 'rvmitchtips@msn.com', website 'www.feltonsrvservice.com', and contact person 'Mitchell Graska 713-695-0067'.

CANADA

ALBERTA

#44 Alberta Roamers: 8044, President John VandenBerg, 403-328-0147. Send dues (\$10/yr. Can.) to Carol Davis, K626, 3223-40 Ave. SW, Calgary, AB, Canada T3E 6W1. Chapter44RVClub@gmail.com

BRITISH COLUMBIA

#22 Van Islanders: 8022, President Glen Tooke, gtrightknee@hotmail.com. Send dues (\$10 Can.) to Sue Ellison, 6124 Evans Rd., Duncan, BC, Canada V9L 6K5. 250-746-7919

#33 BC Okanagan SKPs: 8033, President Gordon Wakelyn, 250-546-8055 gandewakeklyn@telus.net. Send dues (\$10 Can.) to Lorie Mailer, 250-549-4152 #20-4303-27th Ave., Vernon, BC, Canada V1T 6L2. lori9@shaw.ca

ONTARIO

#18 Maple Leaf: 8018, Send dues (\$10 Can. for 2-yr. membership) to Sharon Sandau, PO Box 2145, Corunna, ON, Canada N0N 1G0. 519-862-2152.

MEXICO

#8 Mexican Connection: 8008, President Orene C. Brown, 520-280-2610. orenebrown1@gmail.com. Send dues (\$6 new members and renewals) to Maryke Hines, 9101 Steilacoom Rd. S.E. #165, Olympia, WA 98513. Add "Attn: Chap. 8" in the subject line of e-mails. maryke2@earthlink.net

WE'RE MOVING!

The Quartzsite, Arizona, Happy Hour for 2017 is moving from Kuehn Road to Plamosa Road, Mile Marker 3.

*Mark and Dortha Hall #102095
Escapees Chapter Directors*



Mark and Dortha Hall #102095, Chapter Directors



56TH ESCAPADE

July 24–29, 2016 • Essex Junction, Vermont
Come visit with Escapees chapters and BoF groups on The Row at Escapade and learn about local rallies and events in your area as you travel.

CANADA Rallies



MAY 2016

24-27 BC Salmon Arm, Elks Park

JUNE 2016

06-10 ON Brantford, Brant Park

13-16 BC Chemainus, Chemainus Gardens RV Park

13-17 AB Morningside, Morningside Hall

See pages 45–46 for more information.

National Wildlife Refuges Fee-free Days for 2016

Get outside and enjoy some of the country's most magical places. America's national wildlife refuges will offer free admission on these days in 2016:

September 24

National Public Lands Day

October 9

First Sunday of National Wildlife Refuge Week

November 11

Veterans Day

The free holidays are scheduled each year to encourage Americans to visit their public lands and enjoy firsthand the natural and cultural experiences they have to offer. National wildlife refuges are managed by the U.S. Fish and Wildlife Service, part of the Department of the Interior. There's at least one national wildlife refuge in every state, and one within an hour's drive of most major metropolitan areas.



Great Blue Heron.
Image courtesy of the U.S. Fish and Wildlife Service.

Find a national wildlife refuge close to you at www.fws.gov/refuges/index.html.

SkyMed ULTIMATE TAKES YOU HOME TRAVEL PLAN

NO COPAYS

NO DEDUCTIBLES

NO CLAIM FORMS

18 EMERGENCY TRAVEL SERVICES

- Hospital-to-hospital medically equipped jet flights, cost \$30,000 and up, cash in advance - **NO COST** for SkyMed members
- RV Vehicle return
- Visitor transportation
- And 15 more services vital to every traveler

1-800-475-9633 info@skymed.com | www.skymed.com



SKP Get-togethers

It's time to eat! Join your fellow SKPs for any one of these regional line-outs.

ALABAMA

Gulf Shores: 2nd Mon., 10:30 a.m., *Original Oyster House*. Hwy. 59. (In March: 2nd Mon., corned-beef dinner at Marlow Church.) Cushman Phillips: cushman@cbphei.com or 770-312-8871. October-April (except March)

ARIZONA

Apache Junction: 1st and 3rd Wed., 11:30 a.m., *Mickey D's Café*, 1408 W. Apache Trail. From Hwy. 60, take Ironwood exit 195, go N two miles. Across the trail from Food City. Please RSVP Ed Allard: 480-213-8096, edrdnalice@gmail.com. November-March.

Benson: 2nd Wed., 11:30 a.m., San Pedro Golf Course, *Ironwood Grill*. From I-10, take exit 303, go north on Ocotillo, turn right on Darby, turn left on N. Madison and follow signs. Chuck Dupuis: 520-226-6552, cddupuis@gmail.com. October-April

Casa Grande: 2nd Tues., 1 p.m., *Golden Corral*. 2082 E. Florence Blvd. Jan Tilton: jtilton7@yahoo.com. October-April

Quartzsite: Every Wed., 8 a.m., *Times Three Family Restaurant*. 1265 West Main. Green building next to McDonald's. November-February. *This group needs a representative.*

Tonopah: Taco Tuesday at *Tonopah Family Restaurant*, 41101 W Indian School Rd. I-10 exit 94, go south on 411th Ave 1/4 mile to intersection with Indian School Road. Restaurant is on the southwest quadrant. Most Tuesdays at 6:30 pm. Call or text to confirm, Mike 602-325-3171 or Ajo 575-694-2692. ajo@thecatdragdinn.org

Tucson: Group forming. For information please contact Cliff Haycock at 919-412-4029 or e-mail hayvirginia@yahoo.com.

Wickenburg: Visit the Chapter 32 Website or voice mail for date and location. Dave Gilbert: 928-427-3765, rplace@q.com.

Yuma: 2nd Wed., 11 a.m., *Foothill's Eatery and Spirit*, I-8 and Foothill Blvd. Ed/Elaine Brandt: 928-342-0443. November-April

CALIFORNIA

Chico: 2nd Wed., 11:30 a.m., *Hometown Buffet*, 2021 Whitman Ave. Bob/Naomi Tweedie: 530-872-7802.

Citrus Heights: 2nd Wed., 1 p.m., *Hometown Buffet*, 7028 Sunrise Blvd. David and Shirley Sturdivant: 916-967-3862.

Clovis: 1st Thurs., 11:15 a.m., *Denny's Restaurant*, 710 W. Shaw. Corner of Shaw and Willow. 936-612-3216. Wayne Zimmerman: 559-638-1631.

Huntington Beach: 3rd Wed., 11:30 a.m., *Sunny's Restaurant*, 7148 Edinger Ave, Huntington Beach. From I-405, exit Goldenwest St., go south, left onto Edinger Ave., turn right by Toys "R" Us and Hobby Lobby. Nancy Madigan: 949-646-8513. npickl@aol.com

Modesto: 1st Thurs., 11:30 a.m., *Modesto Elks Lodge*, 645 Charity Way. From Fwy 99, exit 219 for Salida/Kiernan. Go east 4.4 miles and turn left onto Pentecost Dr. (just before McHenry Ave). The lodge is at the end of Pentecost Dr. Rob and Karen Cannon: 209-605-4716, rcannon55@me.com. February-November.

Redding: 1st Tues., 11:30 a.m., *Country Waffle*, 2300 Athens Ave. I-5 to Cypress Ave. exit 677, west on Cypress, right on Athens (2 blocks on left). Near Orchard Supply Hardware. Don Porter: 530-275-3013, rwwithchapter47@msn.com. (No meetings Jan. or Feb.) March-December

San Diego area: 4th Sat., 9:30 a.m., *Marie Callender's*, 6950 Alvarado Rd. I-8 to Lake Murray BL/70th St., turn onto Alvarado Rd. Wayne and Lynn Selden: 619-890-5383, dlorean81@gmail.com

Santa Maria: 2nd Thurs. (every month), 11:30 a.m., *Coco's Restaurant*, 1635 S. Broadway, exit 101 Freeway at Betteravia. Go W to Broadway, R a few blocks to Coco's on left. Erv Hartman: 805-937-1856.

Ventura: 1st Tues. (every month), 11 a.m. *Main Restaurant Steakhouse*, 3159 E. Main St. Chuck Burton: 805 647-7382.

Visalia: Last Fri. (Jan.-Oct.), 3rd Fri. (Nov.-Dec.) 9:30 a.m. *Ryan's Place Restaurant*, 3103 S. Mooney Blvd.; west side of Mooney and south of Sunnyside and Pep Boys. Bring a friend; wear badge. Schatzi Lovett: 559-732-6973.

COLORADO

Buena Vista: 3rd Tues., 1 p.m., *Jan's Restaurant*. 304 US Hwy. 24. Don Anderson: draoda@aol.com. May-September

Englewood: 2nd Tues., 1 p.m. *Englewood Country Buffet*. Located at 301 Englewood Parkway, Englewood, CO 80110. S. Cherokee St. (East) at the roundabout take the 3rd exit onto Englewood Pky. Chuck Derington: 303-986-6192, chuckderington@comcast.net

FLORIDA

Clermont: 1st Thurs., 11:00 a.m., *Golden Corral*. 1555 Grand Hwy. Just east of US 27 on SR 50, on the right. Note: This is a new location. Larry Jarvis: 716-949-1686, jarvisr@aol.com. November-April

MISSOURI

Springfield: 1st Fri., 1 p.m., *Golden Corral*, 2734 N. Kansas Expway. (Just South of I-44 on the East side) Vernon Eide: 417-766-2191. All RVers welcome. (Casual campouts held 3rd Tues. of each month, April-October. New Casual Campout coordinator is Vernon Eide, eidevernon@yahoo.com)

NEVADA

Pahrump: 2nd Mon., 11:30 a.m., *Lakeside Café and Buffet*, 5870 S Homestead Road, Rte 160 N to 1st signal, L on Homestead Rd. app. 5 miles to Lakeside Casino & RV Park on right, restaurant is inside casino. Phil Darling: wheel4home@yahoo.com. September-May

Reno: 3rd. Wed., 1:00 p.m., *Gold 'N Silver Inn Restaurant*, 790 W 4th St. I80 to Keystone Ave S, left on 4th St. Restaurant is on the right. Note: this is a new location. This luncheon is for all northern Nevada-area Escapees to meet and visit. Adrian Jones: adrianandrebecca@att.net

NEW MEXICO

Lakewood: 2nd Wed. Luncheons alternate between Artesia and Carlsbad. Call Mary Ann Obst: 575-513-0637, for time and place.

OREGON

Medford: 2nd Tues., 11:00 a.m., *Elmer's Restaurant*, 2000 Biddle Road. I-5 exit 30, toward Crater Lake/Biddle Road (to the right), follow Biddle Road, exit left at signal to restaurant. Chris Oman: 541-474-0161, coman@budget.net. April-November

Sutherlin: 2nd Wed., 9:00 a.m. (breakfast), *Abby's Legendary Pizza*, 1011 W Central Ave. From I-5, exit 136 and turn E/B on Central Ave. for .6 of a mile. Restaurant on north side of road. Bud Covington: 541-229-0491. January-December

Portland: 4th Mon., 1:00 p.m., *Heidi's Restaurant*, 1230 N.E. Cleveland, Gresham, OR 97030. On the corner of NE Cleveland and NE Burnside. Everyone welcome! Contact LeRoy Vick: 503-784-7738, lavick1952@yahoo.com

TENNESSEE

Crossville: 2nd Wed., 11:30 a.m., *Shoney's Restaurant*. Restaurant is north of exit 317, I-40 on Hwy 127 north. Ralph Wiggers: 931-707-5334. Apr-Nov

TEXAS

Livingston: 2nd Fri., 1:00 p.m., Please check Rainbow Chapter 10 voice mail for location. 888-757-7701 x8010. Varies but usually in Livingston, TX. Gina Jensen: 936-355-1785, vintagelady2222@gmail.com

UTAH

St. George: 2nd Wed., 1:00 p.m., *Village Inn*, 29 N River Rd. (We are looking for a new luncheon host.) Chuck Persing: 702-236-0417, gngpers44@yahoo.com. Odd months.

West Valley City: 3rd Thurs., 1:00 p.m., *Golden Corral*, 3399 West, 3500 South. Lawrence Pay: 801-599-3518, Inpay@msn.com.

WASHINGTON

Lynnwood: 1st Sat., 9:30 a.m., *Old Country Buffet*, Lynnwood Square, 4601 200th St. SW, Lynnwood, WA 98036. Ray and Sandy Hoyt: 425-750-6139, escapeeschapter5@aol.com. May-September

Mount Vernon: 1st Tues., 11:00 a.m., *Royal Star Buffet*, (formerly Royal Fork), 2300 Freeway Drive, Mt. Vernon, WA (across from Walmart). Dave Andersen: 206-849-1578, arlene1046@gmail.com. May-September

Tacoma: 2nd Tues., 11:00 a.m., *AAA Buffet*, 10310 South Tacoma Way, Tacoma, WA. I-5 Exit 127, west side of freeway. Ron Hough, 425-218-2839, ronwhough@gmail.com. May-September

CANADA

AB (location TBA): 2nd Wed., noon, check the Chapter 44 Website and voice mail for information. 888-757-7701 x8044. Merle and Judy Jones: 403-783-4168. September and October

BC, Kelowna: 2nd Tues., 11:30 a.m. For lunch locations, please call Joyce Roesch: 250-860-7923, jroesch@shaw.ca

BC, Ladysmith: 3rd Wed., 11:30 a.m., *Ricky's All Day Grill*, Coronation Mall, North Davis Rd. and Trans-Canada Hwy 1: From Nanaimo, S to Ladysmith on Hwy 1. From Victoria, N on Hwy. 1 to Ladysmith. Linda Henton: lfhenton@gmail.com, skpch22@hotmail.com. www.escapees.com/chapter22. May-October

BC, Vernon: Last Mon., noon. *The Pantry*, 3908 32nd St. Lori Mailer: 250-549-4152, loried9@shaw.ca.

ON, London: 1st Wed., 11:30 a.m., *Wayside Restaurant*, Talbotville, ON. Take Hwy 401 west to Hwy 4 exit near Lambeth, take Hwy 4 south to Talbotville. Restaurant will be on the left immediately before the traffic light at Hwy 3. Rudy Sandau: 519-862-2152, rsandau@teksavvy.com. April-November

ON, Barrie: 1st Thurs., 12:30 p.m., *Mandarin Restaurant*, corner of Little Rd. and Bayview Rd. From Hwy 400 North, take the Essa Road exit and turn right onto Bayview. Peta Arends: 705-728-5639, petaarends@gmail.com. May and October

VIEW YOUR MAIL ONLINE!

Escapees Mail Service offers a scanning option, allowing members to easily access their first-class mail online.

Quick. Simple. Secure.

ESCAPEES Mail Service


www.escapees.com/mailservice | **888-757-2582**

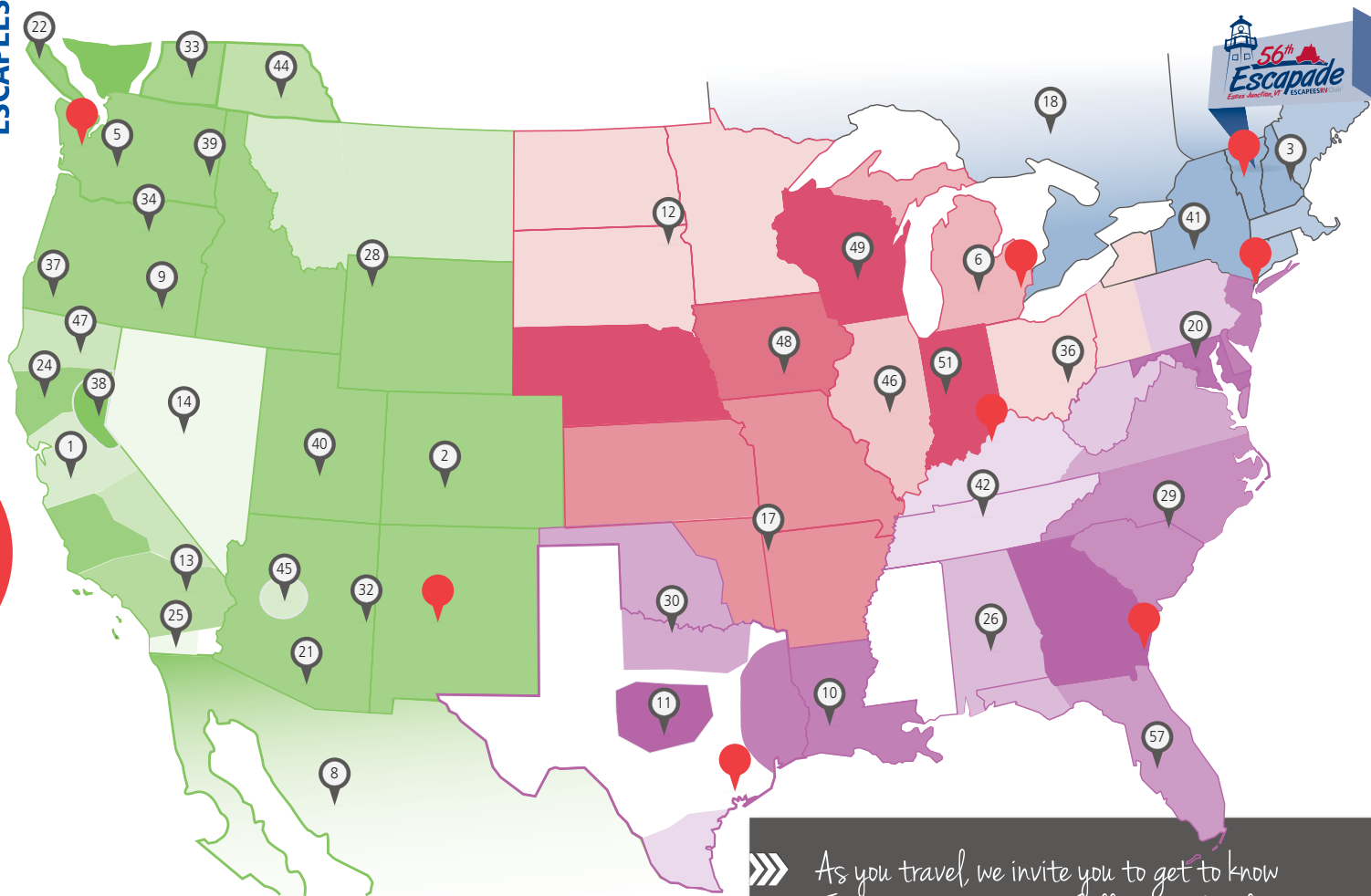
Escapees Mail Service has been the leading mail-service provider for RVers for more than three decades, and it just keeps getting better. We offer physical addresses for full-time RVers in Texas, Florida and South Dakota and the most flexible mail-forwarding schedule in the country!



Chapter Map

Let's Get Together!

 Indicates that an Escapees Head Out Program event is taking place at this general location during 2016. See the HOP event pages on 20–21 for more information.



»»» As you travel, we invite you to get to know Escapees in your area. Call us for details and let's get together.

Contact chapters' voice mail, **888-757-7701** plus extension, for rally and luncheon information.

- | | | | |
|--------------------------|------------------------|---------------------------|---------------------------|
| 80 01 Golden Gate | 80 14 Lucky Rollers | 80 30 Red River Rovers | 80 44 Alberta Roamers |
| 80 02 Rocky Mnt. High | 80 17 Ozark Chapter | 80 32 Verde Valley | 80 45 Valley of the Sun |
| 80 03 Northeast | 80 18 Maple Leaf | 80 33 BC Okanagan SKPs | 80 46 Lincolnland Chapter |
| 80 05 Evergreen | 80 20 Mid-Atlantic | 80 34 Columbia River SKPs | 80 47 Nor-Cal Gypsies |
| 80 06 Great Lakes | 80 21 Arizona Saguaros | 80 36 Erie Shores | 80 48 Iowa Wild Roses |
| 80 08 Mexican Connection | 80 22 Van Islanders | 80 37 Rogue Valley Rovers | 80 49 Badger SKPs |
| 80 09 Oregon Trails | 80 24 Gold Nugget | 80 38 Mother Lode | 80 51 Hoosier Neighbor |
| 80 10 Rainbow Chapter | 80 25 Shanty Shakers | 80 39 Wash-Pan | 80 57 Florida Sun Gators |
| 80 11 Alamo Area SKPs | 80 26 Gulf Posse | 80 40 Beehivers | |
| 80 12 North Central | 80 28 Big Sky | 80 41 NYSKPs | |
| 80 13 El Camino | 80 29 Carolina Rovers | 80 42 KEN/TENN | |

E-mail chapterdirectors@escapees.com to start a chapter in your area.

For more details about a chapter, visit www.escapees.com/fun/chapters. 

Events and Rally Calendar

We want to spend time with you! Join us at one of these rallies or National events.

- Call voice mail phone number (888-757-7701) + extension for specific directions to events.
- **July/August deadline: May 10.** The “Events and Rally Calendar” is reserved for chapter, certified BoF group and national events. All submissions must be in writing.
- E-mail submissions to editor@escapees.com, or mail submissions to *Escapees Magazine*, 100 Rainbow Drive, Livingston, TX 77351.

Dates	Location	Host Chapter	888-757-7701 + extension #
MAY 2016			
03-07	MO Carthage, Coachlight RV Resort	17	8017
05-08	KY Louisville, Kentucky Derby HOP	HOP/National	888-757-2582
05-08	GA Dillard, River Vista RV Resort	29	8029
09-11	CA Temecula, Pechanga RV Resort	25	8025
09-13	NE Gering, Robidoux Campground	02	8002
12-15	TX Sherman, Lazy “L” RV Park	30	8030
12-15	IN Greentown, Howard County Fairground	51	8051
17-23	CA Los Banos, Merced Spring Fairground	38	8038
17-23	CA Los Banos, Merced Spring Fairground	01	8001
19-23	OR O’Brien, Lone Mountain RV Resort	37	8037
22-27	UT Moab Outdoor Adventure HOP	HOP/National	888-757-2582
23-27	CA Jackson, Jackson Rancheria RV Park	24	8024
23-27	OR Pendleton, Wild Horse Pass Casino and RV Park	39	8039
24-27	BC Salmon Arm, Elks Park	33	8033
JUNE 2016			
03-07	UT Marysvale, Big Rock Candy Mountain	40	8040
05-09	WA Stevenson, Skamania County Fairgrounds	34	8034
06-10	MN Apple Valley, Lebanon Hills Campground	12	8012
06-10	ON Brantford, Brant Park	18	8018
09-12	NY Arkport, Sun Valley Campsites	41	8041
13-16	BC Chemainus, Chemainus Gardens RV Park	22	8022
13-16	CA Idyllwild, Lake Hemet	25	8025
13-17	AB Morningside, Morningside Hall	44	8044
13-17	WI Mukwonago, Country View Campground	49	8049
16-20	CA Yreka, Yreka Fairground RV Sites	37	8037
20-23	NH Bridgewater, Newfound RV Park	03	8003
20-24	WA Lynden, NW Washington Events Center	05	8005
26-30	CA Bodega Bay, Bodega Bay RV Park	24	8024
JULY 2016			
01-05	OK Thackerville, Red River Ranch RV Resort	30	8030
10-14	NY New York City and the Hudson River Valley HOP	HOP/National	888-757-2582
10-14	WA Frances, Swiss Hall	34	8034
13-17	MI Belville, Wayne County Fairground	06	8006
13-23	OR Central, Rolling Rally	37	8037
15-22	CT East Hampton, Nelson’s Family Campground Solos, Pre-Escapade Rally	SOLOs C-BoF	8080
18-22	CA McCloud, McCloud Dance Country RV Resort	24	8024
18-22	WA Lacey, Washington Land Yacht Harbor	05	8005
21-23	VT Essex Junction, Champlain Valley Expo, Escapees RVers’ Boot Camp	National	888-757-2582
24-29	VT Essex Junction, Champlain Valley Expo, Escapees 56th Escapade	Escapade/National	888-757-2582

Continued >>>



Dates	Location	Host Chapter	888-757-7701 + extension #
24-29	VT Essex Junction, Escapees 56th Escapade, Xscapers Convergence	Xscapers	xscapers.com
24-29	VT Essex Junction, Champlain Valley Expo, Meeting at 56th Escapade	20	8020
29	VT Essex Junction, Maple Syrup, Basin Harbor and Lake Champlain HOP	HOP/National	888-757-2582
30	VT Essex Junction, Granite Quarry, Cider and Ice Cream HOP	HOP/National	888-757-2582

AUGUST 2016

04-08	OR Tillamook, Tillamook Elks RV Park	37	8037
07-11	OR Odell, Hood River Fairground	34	8034
10-14	ME Hermon, Pumpkin Patch RV Resort, Lobster Fest	03	8003
16-20	WA Bonny Lake, Swiss Sportsman's Club	05	8005
22-26	AB Lethbridge, McNally School	44	8044
22-26	CA Quincy, Pioneer RV Park	24	8024
27-Sept. 3	WA Seattle, Alaska Cruise HOP	HOP/National	855-757-8881

SEPTEMBER 2016

06-09	BC Comox, Seal Bay RV Resort	22	8022
06-09	BC Osoyoos, Walton's RV Park	33	8033
08-11	MI Holland, Ottawa County Fairground	06	8006
08-11	NY Oswego, Yesterday's RV Park	41	8041
11-15	OR Florence, Jesse T. Jones Odd Fellows RV Park	34	8034
11-16	CO La Veta, Circle the Wagons	02	8002
12-16	CA Bethel Island, Sugar Barge RV Park	38	8038
14-18	IN Bremen, Pla-Mor Campground	51	8051
19-21	PA Elk County, Benezett Store and Campground	20	8020
19-23	CA Corning, Heritage RV Park	24	8024
19-23	WA Oak Harbor, North Whidbey RV Park	05	8005
19-23	WI Osseo, Stoney Creek RV Resort	49	8049
22-25	CA Montague, Montague Hot Air Balloon Fair	37	8037
25-30	GA Jekyll Island, Land and Seafaring Adventure HOP	HOP/National	888-757-2582
30-Oct. 9	NM Albuquerque, Albuquerque International Balloon Fiesta	HOP/National	888-757-2582

OCTOBER 2016

10-14	CA Red Bluff, Durango RV Resort	24	8024
20-24	CA Lodi, Grape Festival Fairground	01	8001
21-23	CA Borrego Springs, Holiday Home RV Park	25	8025
23-25	TX Livingston, Octoberfest	Rainbow's End	888-757-2582

NOVEMBER 2016

09-13	FL Bushnell, Blueberry Hill RV Park	57	8057
11-13	TX Livingston, Rainbow's End, Escapees RVers' Boot Camp	National	888-757-2582
22-28	CA Los Banos, Merced Spring Fairground	01	8001
28-Dec 2	CA Oroville, Feather Falls Casino	24	8024
28-Dec 2	CA Los Banos, Merced Spring Fairground	38	8038


JANUARY 2017

17-23	AZ Quartzsite, Plomosa Road	28/39	8028/8039
21-29	AZ Quartzsite, Escapees RV Club Booth at Arizona Show	National	888-757-2582

MARCH 2017

08-12	FL Bushnell, Paradise Oaks RV Resort	57	8057
24	AZ Tucson, The Best of Tucson HOP - Post 57th Escapade	HOP/National	888-757-2582

Photo by Al and Kathy Miller #18599



Attend the Midwest Glampers vintage camper rally **May 19-21, 2016**.

Photo by Jean Francis, park manager.



Visit this park online at www.escapees.com/turkeycreek 



Upcoming Events

May 19-21, 2016

- Midwest Glampers vintage camper rally
- **Sundays, 4:00 p.m.**
Ice cream social
- **Fridays, 7:00 p.m. to 9:00 p.m.**
Jam session

Turkey Creek Amenities

- WiFi and cable TV at your site
- Water access to Lake Taneycomo and Turkey Creek; boat ramp
- Clubhouse: library, TV and kitchen
- Horseshoe pit
- Laundry room onsite
- Pet-friendly
- Fenced dog run
- Sewage disposal station
- Air compressor

Rainbow Park Spotlight

Turkey Creek

Hollister, Missouri



Located in the quaint town of Hollister, Missouri, Turkey Creek Rainbow Park is only a short distance away from the famous small-town shows and attractions of the Branson, Missouri, area. Take in the free spectacular \$7.5 million water fountain show, synchronized to light, sound, music and fire at the Branson Landing, located only one mile from the park.

You can find more information about this park at www.escapees.com/turkeycreek or give us a call at 417-335-8004. You can also check the Rainbow Parks chart on page 48 for rates and park accommodations.

Daily Member	Daily Nonmember	Weekly Member	Weekly Nonmember	Monthly Member	Monthly Nonmember

Rainbow Parks *Escapees RV Club owned and operated.*

Alabama	RAINBOW PLANTATION 14301 County Rd. 28, Summerdale, AL 36580 251-988-8132, Fax: 251-988-8142, plantation@escapees.com	\$21	\$27.50	\$126	\$165	\$340+	\$395+
Arizona	NORTH RANCH 30625 Hwy. 89, Congress, AZ 85332 928-427-3657, Fax: 928-685-3695, northranch@escapees.com	\$19	\$26.50	\$116	\$159	\$325+	\$395+
Florida	SUMTER OAKS RV PARK 4602 County Rd. 673, Bushnell, FL 33513 352-793-1333, Fax: 352-793-5216, sumteroaks@escapees.com	\$22	\$28.50	\$132	\$171	\$340+	\$395+
Missouri	TURKEY CREEK RV VILLAGE 1376 US 65 Business S., Hollister, MO 65672 417-335-8004, Fax: 417-335-4644, turkeycreek@escapees.com	\$17.50	\$24	\$101	\$144	\$325	\$395
New Mexico	DREAM CATCHER RV PARK 4400 E. Pine St., Deming, NM 88030 575-544-4004, Fax: 575-544-0944, dreamcatcher@escapees.com	\$18	\$21	\$108	\$127	\$225+	\$235+
Tennessee	RACCOON VALLEY 908 E. Raccoon Valley Rd., Heiskell, TN 37754 865-947-9776, Fax: 865-947-9778, raccoonvalley@escapees.com	\$17.50	\$25	\$101	\$150	\$325	\$395
Texas	RAINBOW'S END 140 Escapees Dr., Livingston, TX 77351 936-327-1279, Fax: 936-328-8168, rainbowsend@escapees.com	\$21-22	\$27.50 \$28.50	\$126- \$132	\$165- \$171	\$340- \$360+	\$395- \$415+
	TRA-PARK 3100 Moore St., Pecos, TX 79772 432-447-2137, Fax: 432-447-3287, trapark@escapees.com	\$20.50	\$28	\$120	\$150	\$450	\$450


SKP Co-Ops (Escapees Members Only) *Owned and operated by individual member groups of Escapees.*

Arizona	SAGUARO CO-OP 600 E. Saguaro Dr., #245, Benson, AZ 85602 520-586-7343, Fax: 520-586-4683, skpsaguaro@gmail.com, www.skpsaguaro.org	\$20 Incl CTV	+ Elec & tax	\$110 Incl CTV	+ Elec & tax	\$330 Incl CTV	+ Elec & tax
	ROVERS ROOST 3241 S. Montgomery Rd., Casa Grande, AZ 85193 520-426-3589, Fax: 520-421-0105, rovers_roost@yahoo.com, www.roversroost.com	\$16 Incl Elec	+ tax	\$90	+ Elec & tax	\$265	+ Elec
	KOFA KO-OP 3750 E. County 17th St., Yuma, AZ 85365 928-344-0645, 928-344-0900, office@kofako-op.com, www.kofako-op.com	\$20	+ Elec & tax	\$100	+ Elec & tax	-	-
California	JOJOBA HILLS RESORT 45120 Hwy. 79 S, Aguanga, CA 92536 951-767-9130, office@jojobahills.com, jojobahills.com	\$20 limited	+ Elec	-	-	-	-
	PARK SIERRA 45323 Park Sierra Dr., Coarsegold, CA 93614 559-658-8696, Fax: 559-683-2179, parkoffice@parksierra.net, www.parksierra.net	\$21	Incl Elec & WiFi	-	-	\$480	+ Elec & WiFi
Florida	THE RESORT 2219 SKP Way, Wauchula, FL 33873 863-735-1499, Fax: 863-735-1994, skpresortwauchula@gmail.com, flskpresort.org	\$18	+ Elec & tax	\$115	+ Elec	\$450	+ Elec
Nevada	PAIR-A-DICE 5150 Oakridge, Unit 2, Pahrump, NV 89048 775-727-7221, Fax: 775-727-3966, spairadice@gmail.com	\$15 Incl Elec	-	\$90 Incl Elec	-	\$250 + Elec	-
New Mexico	THE RANCH PO Box 109, Lakewood, NM 88254 575-457-2303, Fax: 575-457-2100, skpranch@pvtnetworks.net, skpranch.com	\$14	+ Elec & tax	\$80	+ Elec & tax	\$300 +Elec & Tax	+ Elec
Oregon	TIMBER VALLEY 800 S. State St., Sutherlin, OR 97479 541-459-4465, skptimbr@rosenet.net, www.timbervalleyskp.com	\$19 + tax	Incl Elec	\$114 + tax	Incl Elec	\$325	+ Elec
Texas	LONE STAR CORRAL 131 Private Rd. 5240, Hondo, TX 78861 830-363-7623, Fax: 830-363-5110, info@lonestarcorral.com, lonestarcorral.com	\$17	+ Elec	\$100	+ Elec	\$300	+ Elec
Washington	EVERGREEN COHO 2481 Anderson Lake Rd., Chimaquam, WA 98325 360-385-6538, Fax: 360-379-5669, ecrskp@escapees.com, www.evergreencohoskprvpark.com	\$20 Incl Elec	+ tax	\$120 Incl Elec	+ tax	\$350	+ Elec

- The plus symbol (+) is used to indicate "plus electric." Additional charges may apply for 50-amp electric, pull-thru and additional occupants.
- Prices are subject to change without notice. Contact parks for hours of operation and to verify rental fees before arrival.
- Receiving mail at Escapees Parks: Route your mail to General Delivery, City, State and Zip Code. Verify zip code by calling 800-275-8777.
- Availability of rental spaces at SKP Co-Ops depends on members putting their lots into a rental pool while they travel. During the popular season, there may be few spaces for rent. Call in advance to check the availability of rental sites.

Events

ESCAPEESRVClub

55+ Park	30 AMP	50 AMP	# of Sites	ERPU Sites	Lease Lots	Pull-thru	Dry-camping	Storage	WiFi 	Reservations	Activity Center	Clubhouse	Laundry	Dog Run	Pet Friendly
-	✓	✓	87	22	✓	N	✓	✓	✓	✓	✓	✓	✓	✓	✓
-	✓		107	0	✓	✓	✓	N	✓	✓	✓	✓	✓	✓	✓
-	✓	✓	99	25	N	✓	✓	✓	N	✓	✓	✓	✓	✓	✓
-	✓	✓	68	0	N	✓	✓	✓	✓	✓	✓	✓	✓	✓	✓
-		✓	93	22	✓	✓	✓	✓	✓	✓	✓	✓	✓	✓	✓
-	✓	✓	68	0	N	✓	✓	✓	✓	✓	✓	✓	✓	✓	✓
-	✓	✓	130	24	✓	✓	✓	✓	✓	✓	✓	✓	✓	✓	✓
-	✓	✓	40	0	N	✓	✓	✓	✓	✓	N	✓	✓	N	N

-	✓	✓	297	n/a	✓	N	✓	✓	✓	N	✓	✓	✓	✓	✓
✓	✓	✓	118	n/a	✓	N	✓	-	✓	N	N	✓	✓	N	✓
-	✓	✓	152	n/a	✓	-	✓	✓	✓	N	-	✓	✓	✓	✓
-	✓	✓	283	n/a	✓	✓	✓	✓	✓	N	✓	✓	✓	✓	✓
-	✓	✓	254	n/a	✓	-	✓	-	✓	✓	N	✓	✓	✓	✓
-	✓	✓	127	n/a	✓	-	✓	-	✓	N	N	✓	✓	N	✓
-	✓	✓	182	n/a	✓	✓	✓	✓	✓	N	N	✓	✓	✓	✓
-	✓	✓	118	n/a	✓	-	✓	✓	✓	N	✓	✓	✓	✓	✓
-	✓	✓	206	n/a	✓	-	✓	✓	✓	N	N	✓	✓	✓	✓
-	✓	✓	130	n/a	✓	N	✓	✓	✓	N	N	✓	✓	✓	✓
✓	✓	✓	175	n/a	✓	-	✓	N	✓	✓	N	✓	✓	✓	✓


Lease Lots at SKP Co-Ops

Only Escapees members may purchase an SKP Co-Op membership (when one is available), and that membership entitles them to use a specified lot until they are deceased or sell the membership back to the corporation. Each SKP Co-Op sets its own rules and is self-governing with a board of directors elected by the members. Members share in the financial responsibilities of the SKP Co-Op. Operating expenses are shared equally among the membership by way of an annual maintenance fee. Most SKP Co-Op sites have buildings and other improvements that may add several thousand dollars to the buy-in price. Most also have a waiting list. Call individual parks for more information.

- Raccoon Valley: Heiskell, TN**
 865-947-9776 • raccoonvalley@escapees.com
 Local songwriters meet every Tuesday night. Thursday night, local jammers perform.
- Jojoba Hills SKP Co-Op: Aguanga, CA**
 951-767-9130 • www.jojobahills.com
 Join the fun of many social activities at Jojoba Hills. You can enjoy pickle ball, tennis, swimming, hiking, nightly games and Friday happy hour. Beaches and desert are only an hour away. *Sunset* magazine calls nearby Temecula "Disneyland for adults." office@jojobahills.com
- Pair-A-Dice SKP Co-Op: Pahrump, NV**
 775-727-7221 • www.skp-nv.org
 First-time visitors receive a week stay for \$50 when requested at check-in. Please call ahead for availability.
GPS: N36° 8.700'-W115° 58.000'
- Park Sierra SKP Co-Op: Coarsegold, CA**
 559-658-8696 • parksierra.net
 First-time visitors may claim \$50 off their first week when requested at check-in. For more information, visit the Website or follow us on Facebook.
- RoVer's Roost SKP Co-Op: Casa Grande, AZ**
 520-426-3589 • www.roversroost.com
 Max site length is 40'. First-time Escapees visitors will receive three days free when they pay for one week (\$90 plus tax/elec). The extended stay will allow time to explore the many activities available from this central location. Attend daily social hours for an update on current activities.
- Saguaro SKP Co-Op: Benson, AZ**
 520-586-7343 • www.SKPSaguaro.org
 First-time visitors receive a week for \$50, plus elect/tax. Visit www.SKPSaguaro.org and click "Special Offers" for details.
- The Ranch SKP Co-Op: Lakewood, NM**
 575-457-2303 • www.skpranch.com
 See our parking discount coupon link on home page. \$50 for first week + elec and tax for first-time guests; 20% off first week for returning visitors. Cash or check only. Visit the Website for lot availability.
- The Resort SKP Co-Op: Wauchula, FL**
 863-735-1499 • www.flskpresort.org
 Welcome to our friendly park! Enjoy our heated pool, library, social hour, dinner dances, exercise classes, movies, crafts and educational seminars. Medical, church, grocery, restaurants, kayaking, golf, bowling and unique local attractions are nearby.

Birds of a Feather

Escapees Special Interest Groups

- BoF correspondence, questions and magazine listing updates should be sent to BoF Coordinator, Dortha Hall, 100 Rainbow Drive, Livingston, TX 77351-9300, faxed to 936-327-4388 or e-mailed to BoF@escapees.com.
- All updates must be in writing (type, fax or e-mail) and received by the 10th of odd-numbered months. Include your SKP number.
-  C-BoF (Certified BoFs): Check the "Events and Rally Calendar" for listing of certified BoF group activities. For additional details of individual activities or gatherings, call their voice mail (888-757-7701 plus extension).
- Look for the **NEW!** notice. It signifies a new BoF has formed, and it just may be the interest group for you.
- **Certified BoFs (C-BoFs):** Christian Fellowship x8084, DOVE x8083, Escapees Elk x8082, Heavy Hauler x8081, SOLOs x8080, For additional details of individual activities or gatherings, call 888-757-7701 plus the extension number.

Alternative Medicine: The newsletter is not limited to only herbs, vitamins, dietary ideas, natural healing and attaining and maintaining health. All sorts of things pop up. I also send BoF Extras and Bits&Pieces. Take what you want, leave what you want, but always become better educated and try to be aware of what the other side is thinking. Free e-newsletter. Please send your SKP number and email address to CLTORN@aol.com. Please include BoF or Escapees in the subject line. Carol Torn #21855. 120 E. Hampton Rd, Lindenhurst, NY 11757

Amateur Radio: Escapees BoF (Birds of a Feather) groups are comprised of people who share a common interest. In order to belong to a BoF, one must be a member in good standing of the Escapees RV Club. Newsletter, SKP Wave newsletter is \$5 for three issues. Published January, May and September. Include name, amateur radio call sign if licensed, SKP #, spouse's name, address, check and e-mail address to Mike Schrody, KD7TKQ, SKP# 115976, PO Box 563, Tonopah, AZ 85354. To receive a ham radio membership list, send a self-addressed envelope, your Escapees membership number and a \$2 donation to: Larry Francis, KW7I, 1315 Joplin St. S, Salem, OR 97302-2315. For additions or corrections to list, please use this e-mail address: kw7i@arrl.net and put A.R.BoF on the subject line. For more information, contact Mike Schrody at schrody@m@yahoo.com.

Bikes, Boots 'n Paddles: This is a casual group (no dues/no newsletter) open to any Escapee who either likes to read about or participate in bicycling, walking and hiking and/or paddling activities. Meet at Escapades and informal gatherings or simply share online one of your biking, hiking or paddling experiences. Tell us about biking/hiking routes, trails, paddling locations, equipment and share photos. You'll find us on Facebook at "SKP Bikes, Boots 'N Paddles BoF." Nancy Cullinan: nancy@rvlifestyle.net

Boomers: Casual group (no rules/no officers) for those who have a youthful mindset. Members enjoy hiking, beading, biking, reading, 4-wheel drives or just sitting around the campfire talking about solar panels, satellite Internet or the latest techno gizmo. Monthly electronic newsletter, Facebook and Yahoo! groups provide multiple opportunities to share the RVing experience. Impromptu gatherings pop up several times a year. No cost to join. Send your name and SKP number to boomerBoF@gmail.com.

Boondockers: Casual group (no dues) enjoying the dry-camping lifestyle. Bimonthly newsletter lists dates/places of Rendezvous. (Dry-camp spots not listed.) Stan and Mikki Vincent, subscription coordinators; Darryl and Judy Wilson, editors. If you would like to join, e-mail Judy Wilson at wilsonjudwil@aol.com.


Bufs: Bufs like to think of themselves as the Birds withOut Feathers BoF. This group is for SKP members who enjoy wholesome social nudism. On our Yahoo! Groups Website, you can read reviews of nudist campgrounds, get answers to questions, read our newsletter, find nudist campground

reviews, locate nudist campgrounds who offer discounts to Bufs, see who might be camping near you and get involved in discussions. There's no cost to join. Just e-mail pamelapelc@yahoo.com your Escapees membership number and your reason for wanting to join.

Christian Fellowship: The Christian Fellowship BoF is a gathering of Escapees believers drawing together members of the Body of Christ to form a mobile church without walls. We enjoy fellowship, fun, worship and spiritual growth and serving local communities. We pray for and encourage one another in the way of the Lord while not focusing on denominationalism. We meet at Escapades and Christian Fellowship BoF rallies. Visit www.escapees.com/christianfellowship or www.christianBoF.com. Contact Allen Ferguson at fergizmo@thefergs.com for rally information. Membership: \$5. Make checks to Christian Fellowship BoF, your address and SKP# to Janet Hersh #81250, 202 Rainbow Dr., #10258, Livingston, TX, 77399-2002. jwhersh@yahoo.com

Computers: For all computer users—PC, Mac, Linux. Info is exchanged by e-mail. To subscribe to the general or the PC newsgroup, e-mail ComputerBoF-subscribe@yahoogroups.com. For more info, contact Tom McIlwain #60817, 6003 Main St., Center Valley, PA 18034. To subscribe to the Linux sub-newsgroup: ComputerBoF-Linux-subscribe@yahoogroups.com

 **DOVE (the Doves) • C-BoF:** Hurricanes, tornados, floods, fires, disasters all have their seasons, and they rarely give us notice when they will happen. Time volunteers give is crucial. When finances are at crisis levels in many organizations, the American Red Cross needs all the volunteer time (and money) we can give. Join the DOVEs and partner with the Red Cross to fill real needs. We'll help you get trained and paired with just the right disaster response activity to satisfy your desire to help others and to provide life-sustaining assistance for those who have been devastated by disasters. To find out more, visit www.doveBoF.org. Yearly dues: \$7.50 or \$17.50 for three years or general info: Mahlon Stacy, president@doveBoF.org.

 **Escapees Elk • C-BoF:** Must be member of a BPO Elks Lodge to join. Meet at Escapades. Learn how to join this BoF or how to be directed to a lodge. (The BoF isn't a lodge.) To join, send \$6 per year (checks payable to Escapees Elk BoF), or send SASE for how to be directed to an Elks lodge, to Membership Coordinators, 230 Rainbow Dr., #13071, Livingston, TX 77399-2030. merriedv@eserv.net. www.escapees.com/elk

NEW! First Responders: This group is in the process of forming, and we are looking for law enforcement, fire, EMT and other first responders who want to camp as a group for fun and fellowship. For information, contact Donald Fredericks at: sq320ret@yahoo.com or **707-953-4346**.



Photo by Stanley Whisman #104512.

NEW! The SKP UTV/ATV BoF is a group of like-minded people who like to ride their UTV/ATV. If you have an UTV/ATV and like to ride responsibly while discovering different places to camp and ride, we are the group for you. Open to all Escapees members in good standing. No dues. Contact: Carl Holttum: carlholttum@gmail.com or carlholttum@yahoo.com.

Friends of Bill W: This group meets at Escapades and other Escapees gatherings. There are no dues or fees. Find a meeting or stay in contact with each other while traveling. Contact David and Marilyn, 243 Rainbow Dr., #14341, Livingston, TX 77399-2043. 619-851-3282. DMA50579@yahoo.com. Subscribe to the Yahoo! group by e-mailing SKPBoFfriendsofbillw-subscribe@yahoogroups.com. You must include your SKP number.

Full-time Graduating Class: For those who have graduated from part-time to full-time RVing. An informal group with no newsletter or officers. Correspondence for this group is via the Escapees Discussion Forum. You can join your graduating class simply by going online to the forum, www.rvnetwork.com, select the topic "Graduating to Full-Time" and select the year of your class.

Genealogy: AKA SKP Genies. This group is all about friendship and family history. Our quarterly newsletter has BoF news and educational articles on researching techniques and sources. SKP Genies Magic (a rally and research trip hybrid) is held annually. Time-sensitive information and advice are shared via a Yahoo! group. Contact Albert Taylor at skpgenies@gmail.com or SKP Genealogy BoF, 142 Rainbow Dr., #4228, Livingston, TX 77399-1042.

Geocache: The Geocachers BoF provides a link enabling members to be in touch with other SKP geocachers. It provides an opportunity to share geocaching information, learn from others and discover if other SKP geocachers are nearby. The BoF hosts an annual multi-day rally in the Quartzsite, AZ, area, in late January of each year, which features morning seminars and afternoon caching outings. All communication is electronic via a Yahoo!

Continued >>>

Be electrically independent.



www.RVSolarElectric.com
 480-443-8520 • 800-999-8520
 Call for our free catalog and design planner.

PRODUCT DESCRIPTIONS

RV SOLAR KITS

Includes: Solar panel, mount, regulator, wire, hardware package and instructions.

NOEL'S SOLAR-INVERTER PACKAGE KIT

A complete AC & DC power system for your RV.

SOLAR BOOST 2000E

Can increase solar output with fewer solar panels.

SOLAR SYSTEMS

Solar systems work silently to recharge your RV battery automatically with no fuel or fumes.

CATALYTIC HEATER

Keep warm without using battery power. Easy hookup kits available.

INVERTER-CHARGER

Use virtually any appliance day or night without a generator. A remote control panel offers essential system read out and convenience of control from inside the RV.

group, Facebook or e-mail. There are no dues or fees. To join, contact Sue Pace at skpgeocacheBoF@gmail.com. Please include your e-mail address, name(s), SKP #, phone # and, if you have one, your geocaching handle.

Heavy Hauler • C-BoF: Exchange info on purchase and use of medium-duty and heavy-duty trucks, including parts, supplies, dealers, repair facilities, etc. Quarterly e-mailed newsletter. \$15 first yr includes logo decal. (\$10 per yr/renewal; addt'l \$10/yr for snail-mail newsletter.) Check payable to Heavy Haulers C-BoF, 159 Rainbow Dr., #5990, Livingston, TX 77399-1059. Send questions to: heavyhaulersBoF@gmail.com. Website: escapees.com/Heavy-Haulers

Jammers: Our goal is to enable members to share interests in music by jamming (playing music together, where members take turns selecting songs). The jammers will include musicians at all levels, singers and listeners. The types of music will include, but are not limited to, old-time, gospel, Celtic, '60s and '70s folk and contra dance music. Members will keep in touch by e-mail and social networks such as the Escapees forum. Meetings will occur at Escapades, music festivals, Escapees parks and other situations wherever it is convenient. Contact Dave Schroeder: oldfolkjammer@gmail.com.

NOMADS: NOMADS are Mission Volunteers and individuals who travel with a purpose. A ministry of the United Methodist Church, specific to RVers wishing to be involved in Christian service. Membership not dependent on church affiliation. Regular projects are three weeks, nationwide. Disaster rebuild projects may be one week or more as openings exist. Parking (including water, electric, dump) is furnished. Current projects list is posted on the NOMADS Website and is visible to members of NOMADS only, but with nationwide sites. To join NOMADS: 866-466-6237 or visit www.nomadsumc.org. For information contact Virginia Wiggers at 931-200-4742 or mvw351@gmail.com. There are no dues for NOMADS BoF.

Penwheels: Quarterly newsletter inspires, encourages and assists writers in all styles of writing, published or not. Join our new group forum at RVillage.com. Sign up for free. Then, click search or groups, and enter Penwheels in the search field. Click join group to post. Please send your Escapees membership number to: Joanne Alexakis (joalexakis@earthlink.net) so your name can be added to the e-mail list for the newsletter. You can also contact Penwheels editor, margo@themaxwellgroup.net.

Pet Lovers: For people who love animals. All pets welcome. Our bimonthly (even months), electronic newsletter contains timely information for your pet on health, vets, pet-friendly places, new pet items, seasonal information, humor and stories submitted by our members. We send informative bulletins to alert you of any issue that could impact your pet. We do our best to answer your pet questions. To subscribe, send your name, address, e-mail address and phone number to cfndld@merr.com. Or, call Chris Davis at 608-347-4719.

Prospecting and Metal Detecting: Share tips and information. To join our Yahoo! group SKP-PandMD, contact Ken Parsons by e-mail rwsp606@gmail.com. Roster and yearly newsletter. By e-mail, \$5; mailed, \$15 a year. We get-together yearly for a week of prospecting and fun. Make checks payable to Peggy Devine, Treasurer, 2121 E Kennan Way, Pahrump, NV 89048. kokopeggi@gmail.com

Quilt Lovers: Newsletters sent out twice a year provides quilt-related information and BoF news. Subscriptions: April to March, \$5 year for newsletter mailing and to replenish materials needed for quilts made at each Escapade to donate to local charity. Please send to Quilt Lovers BoF for your subscription to Membership/Treasurer and Newsletter Editor Mary Costigan, 900 Bradford Court, San Jacinto, CA 92583-6530 (call 951-452-2999) or e-mail mary.costigan@yahoo.com. Chairman is Benita

Pipes, 237 Rainbow Dr, #13775, Livingston, TX 77399, 817-946-7186, bobepi702@aol.com. If attending Escapade, and would like to help in making the charity quilts, please bring your sewing machine and quilting supplies. Donations of UFOs welcome.

SKP Freethinkers: The focus of this BoF is information, support and community for atheists, agnostics, skeptics, and all those who reject supernatural belief. This BoF serves as a virtual meeting place and forum for like-minded SKPs. We have a Website with a forum, a newsletter and a private Facebook page. Media is all electronic, so membership is free. For information, visit www.skpfreethinkers.com or contact Howard Replogle at howardreplogle@SKPfreethinkers.com.

SKP Photographers: For all photographers, from casual to serious. Our goal is to help members have fun with photography and improve their skills through our free online newsletter, meetings at Escapades/rallies and in-the-field photo outings at interesting locations. Join online at www.skpphotographers.com, e-mail loupet@gmail.com or call Lou Petkus at 630-750-7291.

SOLOs • C-BoF: A group for single Escapees. Must be a current member. Membership, \$10/year. Three newsletters per year, member-hosted gatherings and pre-Escapade rallies. Send check, payable to Escapees SOLOs, with SKP#, mailing address, interests/hobbies, e-mail and phone number to Escapees SOLOs, 188 Rainbow Dr., #8822, Livingston, TX 77399-1088. SOLOs@escapees.com. www.escapees.com/solos

SOWERS (Servants on Wheels: Ever Ready) A non-denominational ministry of born-again believers who combine our love of RVing and service to our Lord as we volunteer to work with other Christian ministries throughout the U.S. and Canada. From our listing of approved ministries, we choose the projects and months we work. www.sowerministry.org

Square Dancing: For information on this group, contact Bill and Dee Wheeler, 1612 2nd St., N, Cordele, GA 31015. E-mail wwdj66@hotmail.com or call 419-890-7254 (Verizon).


Stonewall: Welcomes all gays, lesbians, bis, trans and their friends. An informal group, we gather at Escapades, Pride events and Quartzsite, Arizona, in January. Communication is online, so we can meet each other as travels allow. No dues/no newsletters, just good times with great people! Eric Hays-Strom at elstrom99@yahoo.com.

Woodcarvers on wheels: This group meets annually at North Ranch in Congress, Arizona, for a week-long workshop of carving, pyrography and more. We enjoy gathering at Escapade and anywhere else our paths may cross. Sharing ideas, patterns, hints and articles related to anything wood. To join, send your name, address, SKP# and \$5/year to Sandra Boroff Kruty, 110 Rainbow Dr., #1002, Livingston, TX 77399-1010. Newsletter is sent out three times a year. woodcarversonwheels@gmail.com

Workers: For any Escapees member who has an interest in the work-camping lifestyle, paid or volunteer. Both full- and part-time travelers are welcome. We are not a job location service but a means to exchange information among members who share this common interest and for social contacts. All communication is through a "members only" Yahoo! group, so Internet access is necessary. For information, or to join, e-mail Kirk Wood at woody@1tree.net.

Worldwide Travelers: We offer information about independent or RV travel in countries around the world other than North America. Information is shared through tips and travel reports. Free monthly e-newsletter. To join the Worldwide Travelers' BoF group, send your name, SKP# and e-mail address to Kathy Howe at wwtnews@gmail.com.

RVers' Boot Camp




Next Training
Opportunity:

July 21-23, 2016

56th Escapade
Essex Junction, VT

Gain Critical Skills and Knowledge in:

- ✓ Hitch-up
- ✓ Basic RV Systems
- ✓ RV Driving
- ✓ Tire and Weight Safety
- ✓ Fire and Life Safety
- ✓ Personal Safety



Keep Your RVing Knowledge **In Shape.**

For more information, call 888-757-2582, or to register for an event, visit

www.escapades.com/bootcamp



“You won’t have trouble with mildew or pipes freezing with storing an RV in the summer heat. The big problem is heat buildup inside the RV.”

Mark, My Words

By Mark Nemeth #45776

Air Conditioner

Q. We have a 2001 Sunnybrook 27FKS that is stored inside and is in like-new condition. Last summer, when arriving at campsites with the temperature above 80 degrees, I would turn the thermostat down to 73 degrees and turn on the A/C. The fan came on immediately, but the compressor took five to 15 minutes to come on. After running about five minutes, the compressor turned off. Then it took another five to 15 minutes before the compressor came on again. Sometimes it takes hours to cool down the trailer. When the compressor is working, the air flow is cool. Where do I start looking for the problem?

A. There are a number of things that can cause this problem. If the air filters or the evaporator coil are clogged, the reduced airflow can cause the compressor to only run for a short period before it cycles off. It is easy to check. If the airflow is fine, then something in the controls is causing the short cycle-time.

Some air conditioners have an interior brain board that controls the compressor and fan. I have seen them located in a small metal box in the air passage, usually accessible if you remove the interior shroud. This board may be defective. It could also be a problem either with the compressor itself, or the entire refrigeration system, like a restricted passage or orifice, or from the compressor protection circuit not working properly. It could also be a bad start capacitor. If visual inspection of the unit for air flow restrictions doesn’t turn up anything, you’ll most likely need to have the unit serviced by a HVAC technician, as most of the other problems are not something the average owner is equipped to diagnose or repair.



Norman

Water Leaks

Q. I have a 2008 toy hauler I purchased new in 2009. When the water heater is on, I have a leak at the shower valve connection to the Pex pipe. I replaced the rubber washer/cone on the “hot” hose, and the leak stopped for a while. A few months later, I heard a noise under the kitchen sink and found the “cold” hose leaking when the heater was on. I replaced its washer and replaced the limit switch on the water heater (Suburban), and it resolved the problem again for a while. The relief valve leaks like the manual says it should, and I also bleed the system to put an air chamber in the tank as the manual says to do. The manual does not tell you which valve (hot or cold) to open to let air into the system, nor when the water is hot. I never had an issue until a few months ago. I live in Los Angeles, California, so it doesn’t get too cold here to freeze.

Steve

A. If you experience these leaks only when the water heater is heating up, it usually indicates that the air space at the top of the water-heater tank has been lost. When the water is heated, it expands, and if there is not an air pocket in the tank, the pressure in your plumbing system can get really high. Usually, you can re-establish that air space by partially draining the water heater and then allowing it to refill by opening a hot-water faucet. You can also open a faucet briefly to relieve the pressure while the tank is heating up. Unfortunately, that air pocket often seems to disappear over time. I have found that the best option is to add a small air bladder expansion tank to your plumbing system. These small tanks, usually only one or two gallons in capacity, are used with reverse-osmosis water systems and residential water heaters in some locales, and are easy to plumb into your fresh-water piping. The tank can be connected anywhere in the system; usually teeing it into one of the cold water lines is fine. Since it is small, it can

be placed almost anywhere such as under a sink or in a compartment. The tank will absorb any pressure changes, and it has the added benefit of smoothing out your water flow when using the 12V water pump. I've provided a description on my Website and you can find it at: www.marxrv.com/hints.htm#expansion.

Summer Storage

Q. I have a 34-foot Airstream that I am planning to leave at my RV site in Casa Grande, Arizona, for the summer. Do you have any suggestions for summer storage in the desert heat? We have tinted windows and were told not to use aluminum insulation as it will get too hot and break the windows.

Bob

A. You won't have trouble with mildew or pipes freezing with storing an RV in the summer heat. The big problem is heat buildup inside the RV. You need to remove all items that may be damaged by heat, including laptops or sensitive electronics, food or liquids of any kind, toiletries and cleaning products and photographs. Basically, anything that can melt or is sensitive to the heat needs to be removed.

Clean and vacuum the interior. Drain all tanks and leave the dump valves closed. Check tire pressures and cover the tires. Check electrolyte levels and disconnect the batteries. If power is available, put a small trickle charger on them.

I'm not a fan of foil on windows, but you might consider covering all windows on the inside with silver bubble-wrap-type insulation. This will prevent sun damage to drapes and blinds and also add a small amount of insulation. An alternative might be a white breathable RV cover over the entire rig.

It is necessary to provide for some air flow. I suggest leaving a roof vent open about an inch and opening a window slightly on the opposite end of the RV.

Some folks leave several five-gallon buckets of water inside to help provide a little humidity. 🐾

"Although it is technically possible to adjust a slide mechanism yourself, it does require specialized skills..."



Fifth-wheel Slide

Q. We have a 35-foot fifth-wheel, and the kitchen-side slide does not close evenly. Does it need adjusting? Also, it has made a tear in the upper corner gel coat that we have had to fix twice.

Mary Kay and Markel

A. Most RV slides have some adjustability. If yours is not going in and out evenly, it may either need adjustment or the guides and/or rollers may be worn or damaged. It will only get worse, so it would be best to have a dealer or repair shop take a look at it. Most RV service facilities are used to working on slides, so you don't necessarily have to take it back to a dealer if there isn't one handy. Although it is technically possible to adjust a slide mechanism yourself, it does require specialized skills and an understanding of mechanics. It is usually beyond what a typical RV do-it-yourselfer is qualified to do. Kitchen slides are more complex due to the requirement to route and manage plumbing and utility lines as the slide moves, so I suggest you have a shop look at it.



Do You Have a Question for Mark?

Send your questions via e-mail to techquestions@escapees.com,

or mail your questions to

"Mark, My Words" Column

100 Rainbow Drive, Livingston, TX 77351-9300

Please, do not submit consumer advocacy or commercial advertising issues. Be aware that material will be edited. Because of the large volume of material and correspondence submitted, individual replies may not be possible. Moreover, we cannot acknowledge receipt of your material. Some questions and answers that are of the highest general interest may be repeated from time to time.

Different Viewpoints

RVers' Opinions and Advice from the Road

- Opinions contained in "Different Viewpoints" are not necessarily those of the Escapees RV Club, its officers or the membership in general. Escapees RV Club accepts no responsibility for what is expressed here by any person, group or company.
- Because of the large volume of material, we may not acknowledge receipt of material. Submissions that are sent by e-mail can be directed to departmentседitor@escapees.com. If accepted, submissions will be edited for magazine style and formatting.

Engine Tuners and Warranty

The article, "Engine Tuners," in the March/April issue was excellent; however, I have a question. How do you modify a vehicle without voiding the warranty? I hear comments like "return it to stock" before servicing, but my bet is that the vehicle's computer memory somehow knows when it goes from program "A" to program "B," then back to "A."

James



James, this is what the manufacturer told me when I asked their customer service how installing their tuner would affect our truck warranty: "Any aftermarket products added to a vehicle don't void the warranty unless the dealer can prove a part failed because of that aftermarket part. The consumer is protected by the Magnuson Moss Act, but most customers get

scared away because dealers tell customers that our products will void the warranty. The other way dealers try to get around this law is with new truck sales. When a customer buys a new truck, the dealer puts in the contract that if they add any "unauthorized products," meaning the dealer didn't approve it as okay, then they are voiding their warranty on the truck." I hope you find this helpful.

Emily Fagan #99408

Refrigerator Repair

Paul and Mao Unmack, we cannot thank you guys enough for coming to Saguaro SKP Co-Op and bringing us the news of your ARPrv Control unit (page 69) and for what it does to prevent RV fires. More importantly, you took the time to find out what was wrong with our Norcold refrigerator, and you repaired it. It is now cooling to approximately 38 degrees, and we have not seen that temperature in the refrigerator for some time. We truly appreciate your taking the time to help us. We will be spreading the word about your product and your expertise.


Bob and Celia Handley #77528

Book Review Correction

The review of *The Wonder of It All* states that 2016 is the 100th anniversary of the park service "inaugurated by Teddy Roosevelt." It was President Woodrow Wilson, not Theodore Roosevelt, who signed the bill establishing the National Park Service.

It is a common misconception that Theodore Roosevelt, president from 1901 to 1908, is responsible for starting our national parks. He did inaugurate the National Forest Service, established many bird and wildlife refuges and added five national parks and 18 national monuments. He is often referred to as our "conservationist president." But the parks began long before Roosevelt, and the park service came after his administration ended.

Our first national park, also the world's first national park, was Yellowstone, which was signed into law on March 1, 1872, by President Ulysses S Grant. Other parks followed. While these were under the Dept. of Interior, there were no park services and no system in





If you've missed the first few articles in this series on RV refrigeration, visit www.escapes.com/articles-and-blogs.

place for running them. For many years, the military filled that role, doing a rather good job of it. But let's face it, running parks is not the mission of the Army or its cavalry units.

That changed on August 25, 1916, when President Wilson signed a bill authorizing the creation of the National Park Service (NPS). This year, our parks and national monuments will be celebrated, particularly on that date.

Stephen Tyng Mather wrote and lobbied for the bill, and later became our first Director of National Parks. Many Escapees have seen plaques with his likeness and brief biography in our parks. Independently wealthy, it was his love of the parks and not a desire for a paying job, that led to his involvement.

Although I wanted to correct the information in the "From the Bookshelf" column, the book itself looks like a fun read.

Betty Prange #22195

light-motor vehicles sold after September 1, 2007; however, RVs, heavy trucks and other commercial vehicles are exempt.

In the U.S., as of 2008, and in the European Union, as of November 1, 2012, all new passenger-car models (M1) released must be equipped with a TPMS. By November 1, 2014, all new passenger cars sold in the European Union must be equipped with TPMS. For N1 vehicles, TPMS are not mandatory, but if a TPMS is fitted, it must comply with the regulation. Again, RVs are exempt from the requirements of this safety feature.

Taking the stand of RV manufacturers, Rick Deisler, Keystone RV Company Director of Customer Service, states, "We are not aware of any action being taken to include towable recreational vehicles (travel trailers and

Continued >>>

RV Tire Pressure Safety

Last year, we experienced a blowout on our 30-foot Montana fifth-wheel trailer. It was not only a delay and inconvenience, it also resulted in a costly repair. This incident could have been prevented if we would have had a TPMS (tire pressure monitoring system) in place.

The Firestone recall in the late 1990s (which was linked to more than 100 deaths from rollovers following tire-tread separation) pushed the U.S. Congress to legislate the TREAD Act. This act mandated the use of a suitable TPMS technology in all light motor vehicles (under 10,000 pounds), to help alert drivers of under-inflation events. The act affects all

BATTERY PROBLEMS?

80% of lead acid batteries fail prematurely due to the buildup of lead sulfate crystals on the battery plates. This buildup causes the battery to become unusable at approximately one-third of its natural life.

WE HAVE THE SOLUTION!

- ✓ Rejuvenate Old, Weak Batteries
- ✓ Maintain Batteries in Peak Condition.
- ✓ Extend Battery Life up to 3x.
- ✓ Only One BLS Needed per System.
- ✓ Connect it and Forget it.
- ✓ No Chemicals-Easy DIY Instructions
- ✓ NEW RV Models Now Available!



120 Day Money Back Guarantee
5 Year Limited Warranty

USA ingenuity for the benefit of the planet

Call Now
for a Free Information Packet
1-866-301-8835
www.BatterySolver.com



fifth-wheels) in the TPMS requirement. As a company, we have looked at different systems, but, to this point, have not found one to be satisfactory for our needs, which are different from a car/truck. While there is no requirement, we also respond to dealer and customers' input/demand for features. At this time, we have not received enough to offer this as an option or standard, but we will continue to look for a product that makes sense for our situation for when we do."

I did offer several of my considerations as to reasons RV manufacturers should take a lead role in providing TPMS for their customers' safety, even as an optional equipment

"...if both the European Union and the U.S. governments were convinced in the safety of these devices enough to legislate and regulate them for cars, why should manufacturers of RVs not take the lead for the safety of RVers?"

choice. After all, if both the European Union and the U.S. governments were convinced of the safety of these devices enough to legislate and regulate them for cars, why should manufacturers of RVs not take the lead for the safety of RVers? This could prevent the need for the government to regulate it later.

Even if the manufacturers do not offer TPMS, RVers can request and make optional aftermarket upgrades to their equipment for their own safety concerns.

There are a number of TPMS manufacturers offering systems for your consideration at a wide price range.

Doran alone has over 300,000 tire pressure sensors monitoring wheels on the road.

Todd Thornicroft national sales manager for Doran Manufacturing, states: "Our external, valve-stem mounted sensors also monitor both pressure and temperature. They also contain a lithium-ion battery. Outside of the program-

ming functionality, the benefit to the Doran system, with external sensors, is two-fold:

1. Initial Installation—There is typically no need to have an RV dealer or tire dealer complete the installation due to internal sensors. This saves the customer money up front.

2. System Maintenance/Replace Sensors—In under five minutes, an RV owner can delete the ID code of the old sensor, reprogram the new sensor and receive live tire pressure information from the driver's seat. There is virtually no down time and no need for a service appointment."


Take into consideration your full needs (the number of wheels you will need to monitor) before purchasing your

system. A standard motorhome has six wheels, while your towed vehicle, boat or trailer may also need coverage of its additional two or more wheels. There are TPMS models to cover up to 20 or more wheels. Your newer car has its own factory TPMS, and you should not disengage that system as there can be penalties. As you disengage each towed item, you will need to adjust your monitor to reflect the changes each time. Make sure your need is real.

Systems at \$300 or more are not cheap and, to protect your warranty, they should be purchased just before the installation time. A new TPMS system should be installed each time you replace your tires thereafter. For inside wheel systems, caution should be exercised to make sure your installer has experience in installing TPMS for heavy vehicles and can meet the needs of your specific vehicle.

The easiest to change are valve-stem systems, which come in generally two types: caps and flow-through. Make sure you follow the installation manual and programming instructions for whatever system you purchase and understand their warranty and battery life. Look for systems that have a long-proven history of use such as Doran, Hawk-Head, Tire Protector, Tire Tracker and TST. These systems should meet your needs, but feel free to explore other brands as there are many. I strongly recommend that you examine brands and talk with real representatives before making your final decision.

Don Fredericks #84481



DIY—LAP SEALANT FOR FIBERGLASS

RV ROOF MAINTENANCE

Article and photos by Eric Highland #124763

Since we purchased Meriwether (our RV), my wife, Brittany, and I have been thinking about preventative maintenance for the roof. We don't have any known leaks, but we know that, if we don't perform preventative maintenance, we will eventually.

I figure, if something is attached to the roof, it means that somewhere there is a connecting hole between the roof and the inside of the RV.

On the roof side, these attached items (vent covers, rear ladder, antenna, etc.) are normally sealed from water intrusion with a self-leveling lap sealant. This sealant doesn't last forever, and, eventually, any area previously sealed will develop cracks due to the elements.

Remember, it's a lot easier and cheaper to do your own annual RV roof maintenance than it is to wait until you have water coming in through the roof.

I'm pretty much clueless when it comes to anything handyman-ish or mechanical, but surprisingly, this

annual RV roof maintenance was a breeze. So, if you are one of those folks who have been thinking that you'd rather pay someone to do this task for you, think again.

Note: This article deals specifically with the sealing of items attached to a fiberglass roof. If your roof is made of another material, you'll need to research your specific roof type. Some sealants and chemicals are not recommended for all roof types.

Continued >>>



“...do a close examination for any cracks. These could range from hairline cracks to prominent, major crevices.”

STEP 1: TAKE A LOOK


A. The first thing you want to do is inspect your roof. Make sure you have a safety observer such as your partner or a neighbor. Items to bring are a water bottle, Sharpie pen and a small camera (most cell phones have a camera).

B. Once you're on the roof, start at the back and work your way toward the front of the coach. Take a look at everything that has been previously sealed by lap sealant, and do a close examination for any cracks. These could range from hairline cracks to prominent, major crevices.

C. The obvious cracks you don't need to mark, but mark any hairline cracks with your sharpie pen so you don't miss them when you come up to do the work. You may want to take some photos to document your work along the way.

D. Check specifically around the areas where the ladder attaches to the roof and where the vents for the tanks and the shower attach, as these areas tend to crack more readily. Once you're at the front of the coach, do a second sweep while on your way back to the ladder and double-check to see if you may have missed something. **Note: Do not use lap-sealant on skylights. There is a specific product for them.**

To get a rough idea of how many tubes of lap sealant you'll need to do the roof, you'll use about one tube for every four areas of repair. Drink some water and head back down to grab your tools and supplies for the job.



STEP 2: GATHER TOOLS AND SUPPLIES

You don't need your entire toolbox for this job. I recommend wearing an old pair of work jeans, as the lap sealant can be pretty sticky stuff. Here is a short list of the items you'll need:

- 1 caulking gun
- 1–2 tubes of sealant (I used Dicor self-leveling lap sealant)
- 1 pair of standard pliers
- 2 adjustable wrenches
- 1 old toothbrush
- 1 can or bottle of mineral spirits
- 1 roll of putty tape
- 2–4 pairs of disposable nitrile gloves
- 1 roll of paper towels
- 1 bundle of rags
- 1 disposable trash bag

That's it. Now that you have all the tools, let's get to the job itself.

STEP 3: GET CLEAN

Again, I suggest you start at the back of the coach and work your way forward. You probably noticed when you first found items that were previously sealed with lap sealant that the weather tends to blacken the old sealant. This is actually dirt and grime, and it needs to be cleaned off so the new sealant will stick.

You don't need to remove the old lap sealant. You're only going to touch up the areas that have cracks. If you want to remove the old sealant, you can, but Dicor lap sealant is designed to be put on in layers.

The next step is to put on your disposable nitrile gloves. Wipe down all areas where you're going to apply sealant, using the mineral spirits and a rag. You'll find it's easier to use a paper towel or the old toothbrush for the hard-to-reach areas, so go ahead and use those as needed.

Once you've wiped down the old lap sealant with the mineral spirits and some muscle, you'll find they become white again. These areas need to dry completely before applying sealant, so move on to the next area to clean.

The reason you want to do all of the cleaning first is, once you've opened up the tube of lap sealant, you'll need to use it all right away. If you have to pause to clean off an-

"What you should see when you are done is a nice white layer of lap sealant that has no visible cracks or openings."



other section, it can be a messy mistake. By working from the back to the front of the coach, by the time you are done wiping down the areas on the front of the coach, the back will be dry enough for you to begin the sealing process.

STEP 4: GET SEALED

Now that all your surfaces are clean, break out your caulking gun and load it with your self-leveling lap sealant. Make sure you are in a well-ventilated area—outside is good. The lap sealant can make you a little dizzy, which is unsafe when you are on a roof. Performing this job outside will help tremendously.

Now go to the areas you noticed or marked earlier, again starting at the back of the coach, and apply the sealant liberally. You don't need to worry about making it look pretty. It's on the roof and, unless your friends have a helicopter, they'll probably never see how hard you worked anyway.

The important thing here is to make sure you fill in all of the cracks, from the hairline ones to the major crevices. Because the sealant is self-leveling, it will seep into the cracks and fill them up on its own.

What you should see when you are done is a nice white layer of lap sealant that has no visible cracks or openings. On your way back to the ladder, double-check all of your new sealant and make sure you don't see any cracks and that you didn't miss any spots you originally marked.

That's it. You're done! It took me about three hours to do my roof maintenance. Now, go on and enjoy an ice-cold beverage and celebrate knowing you've saved yourself enough in repair costs for that new retractable ladder you've been pining for.

Final Thoughts

It is important to not use this self-leveling lap sealant on vertical surfaces as it only works on horizontal surfaces. Also, don't use it on skylights. Lastly, set yourself a reminder to check the roof again in about six months. It should still be fine, but it's good to check. 🐉

Eric and his wife, Brittany, moved into a 2004 Tiffin Phaeton in February 2014 to begin traveling full-time with their bearded dragon and a rescue kitten that joined the family in 2015. They provide social media management and other online marketing services for small businesses while remotely running one of the top-ranked blogs about the city of Austin, Texas. They chronicle their RV adventures on Facebook and their personal and quirky travel blog: www.rvwanderlust.com.



Shopping for Insurance
is not like comparing apples to apples...
All apples are different



**The right Insurance begins
with your agent**

Home • Autos
Motorhomes
Travel Trailers
Renters Insurance
Condominiums
Manuf. Hm

Personal Umbrella
Park Models
Mobile Homes
Rental Homes
In-home business
Boats

Snowmobiles
Motorcycles
ATVs
Medium Duty Trucks
5th Wheels
Personal Watercraft

www.gomillerInsurance.com

1-800-622-6347 | 5805 SW Willow Lane
Lake Oswego, OR 97035

The key to enjoying life

MINDFULNESS

By Diane Berry #102219

Question: I hear all this talk about mindfulness, but I really don't understand what it means, or how it can help. Can you explain?

Curious

Dear Curious,

Mindfulness is the key to enjoying life as it happens. Often, we find ourselves living in the past or in the future. We may spend time reminiscing about how things were when our life was a certain way, such as, when my kids were little, when my spouse was with me, etc. Or, perhaps we live for the occurrence of certain events: when the kids come to visit, when we can retire, after we move. We can become stuck in this pattern and fail to see the love, beauty and pleasure that is right in front of us at any moment. For example: the love of a good friend, the beauty of today's sunset or the companionship available right now. If we continue in this pattern, we will also miss future events for which we are pining, while we still focus on the future or the past. Focusing on living in the present moment and being aware of your here and now is what mindfulness is all about.

Here are a few suggestions to help cultivate a mindful experience. It is not difficult, but it does take practice and focus.

Photo courtesy of www.rvia.org.

Focus on the Here and Now

This is the key and the essence of mindfulness. I don't mean focus in the general sense, as in "I know where I am and who I am with," but in the specific detail of your present circumstances. It has been described as paying attention to the present moment without judgment as if your life depended on it. For example:

If you are spending time with family, bring yourself back to where you are and who you are with: I am sitting

“Focusing on living in the present moment and being aware of your here and now is what mindfulness is all about.”

with my daughter and we are talking about her job. Focus on what she is saying about her work. Does she seem to enjoy it? Does she find it fulfilling? What is she actually telling you about it? What is she not saying? What does her body language tell you? What is her tone of voice? Be fully present for the entire conversation with her.

When you are alone, focus intensely on your own feelings. How does your body feel as you sit in the chair? Are you comfortable? Do you find any aches or tension anywhere in our body? Where does that come from? How is the air around you? Is it cool, warm or stifling? Is there a breeze? Can you smell anything—perhaps the lovely scent of a flower from your garden, or the wonderful meal you had for dinner tonight? Can you hear any sounds? If so, are the sounds pleasing or annoying?

Pay attention to the taste and texture of each bite of food when you are eating. How does it feel in your mouth? Focus on the tastes on your tongue. Are they sweet or salty? Do you begin to feel full as you continue your meal? Many of us wolf down our food while focusing on what we have to do next, failing to enjoy even our favorite foods. What a waste!

How do you feel in general? Are you rested or tired? Are you hungry or sated? What can you do about it?

Leave the Past in the Past

It is good to enjoy wonderful memories of earlier, pleasant times in our lives, but if we spend all of our time there, we fail to enjoy the present. Remember, the present is a gift; that's why it is called the present. Memories are nice, but don't dwell on the past or you will lose precious time.

Leave the Future to the Future

Similarly, don't spend all of your time focusing on, or worrying about, the future. Many of us have a tendency to spend our time focusing on the future, thinking as we go through our day about what needs to be done tomorrow. Where must I go? What appointments do I have? What do I need from the store? Then we find, as we reach the end of a vacation, holiday or year, that we spent the entire time in the future and failed to enjoy or appreciate any of it. If you find yourself spending all of your time thinking about the future, you may want to set aside a certain time of day for planning, such as with your morning coffee, and leave the rest of the day to the present. By forbidding yourself to plan or focus on the future any other time of day, you will find that you enjoy your current activities more.

Practice Mindfulness

Changing any thinking pattern or habit takes practice. Just as you focus on your planning



Diane is a therapist in private practice who works extensively with clients on stress management and relationship issues. She and her family are also avid RVers. Her articles are meant to provide information of a general nature and are not intended as specific psychological advice or to take the place of consulting with a health care professional.

with your first cup of coffee for the day, you may need to find a time to practice mindfulness. Try devoting 10 minutes to this practice at a specific time each day. Bring your thoughts to where you are and what you are doing. Ask yourself some of the questions posed above. The more you practice, the easier mindfulness will become.

Meditation Can Help

Meditation is practiced in many ways, but simply being present in the here and now is one way to meditate. Spending only five or 10 minutes meditating each day can make you more mindful throughout your day. Closing your eyes and focusing on your breathing can also help to put your mind at peace so you can focus on what you choose.

Be Gentle With Yourself

We are taught from the time we are small to focus and plan for the future. Don't be too hard on yourself if you find you are slipping back into that old pattern. The longer you practice being in the present, the easier and more automatic it will become. Appreciate the effort and interest you are investing in making this change, and give yourself a pat on the back. You are taking steps to make a difference in your own life.

Many of us find those special times that we have looked forward to, have sped past us faster than the speed of light, and find that we don't remember much of how we spent our time. Most often it is due to our focus not being on our present moment, and we missed an opportunity to enjoy the time or event that we anticipated. By practicing these few steps on a regular basis, you will find that you remember and enjoy more of your life and times with friends and loved ones. Isn't that what life is all about? 🐼

Give YOURSELF The Gift of CARE

Continuing Assistance for Retired Escapees

- to rest
- to recover
- to recuperate

The Creation of CARE

Escapees CARE is unique and the only place of its kind in America. It is a lesson in accomplishment that developed from a dream into the complex facility that it is today.

We offer tours two to three times a week, and it is there that I talk about Kay Peterson's vision and dream of founding Escapees CARE. To provide more insight into the slogan, "Give Yourself the Gift of CARE," here is the history of how it all began.

From Outback to Back Home

Kay had already acquired the land for the CARE facility, so funding was her biggest obstacle.

While on a trip to Australia, she learned of the Royal Flying Doctor Service of Australia (RFDS), which was created by the Reverend John Flynn. He was trying to bring health to the outback in 1912 and the only communication was by telegraph. By 1917, he considered new technologies: shortwave radio and aircraft. A year later, he began public speaking and fundraising. By 1928, he had raised sufficient funds to launch RFDS, the

world's first air ambulance service. (The people involved in this service went on to create Qantas Airlines. John Flynn is currently featured on one side of the current Australian \$20 note.)

Kay learned from Flynn's fundraising concepts and she came back to the U.S. to begin fundraising at meetings. To establish CARE, it was going to take a substantial amount of funding for additional land, building materials, equipment, furnishings and the initial 15 campsites. But Kay was a passionate, persuasive speaker and at her first meeting with Escapees members, she came away with the name CARE (Caring Assistance for Retired Escapees) and a box of money.

It wasn't long before she was breaking ground for the future facility. Many volunteers and generous supporters contributed in other ways, providing work, time and material goods in support of this unique concept in senior care.

Contributions to CARE

Since Kay's first meeting, our records show Escapees chapters have contributed \$392,476. The top three

chapters are Chapter 6, at \$53,000; Chapter 7, at \$44,776; and Chapter 10, at \$23,699. Escapees BoF groups have donated over \$145,466, with the top three being Boomers, at \$38,225; SOLOs, at \$33,820; and Escapees Elks, at \$25,000. The Escapees parks contributed \$54,674, with the largest donation being \$25,513 from Rainbow Plantation Rainbow Park, followed by \$8,366 from Jojoba Hills SKP Co-Op. Others, such as SKPACRE, WARE, VCRs and Adventure Caravans, have all been significant supporters, as well.

Escapees members have generously donated with monthly bank or credit card contributions, and some even include CARE in their will. All contributions and volunteer time fund CARE's programs.

Kay's vision gave us the Gift of CARE. Now Escapees members are giving each other a "gift" of love, help, health, understanding and assistance. So, "Come to CARE to Get Stronger; to Live Longer."

*Russ Johnson #96114
Escapees CARE Director*

CARE needs Volunteers!

Volunteers receive a free site and three meals/day for one month in exchange for 24/32 hours/week (a \$760 value). For summer months (June—September), electric costs are reduced by \$100. Please call 936-327-4256 for more information. You will enjoy volunteering at Escapees CARE!

Escapees CARE Needs You!

You may provide your support through PayPal Giving Fund, www.iGive.com, www.escapees.com/store/CARE, or a bequest to CARE in your will. You can set up automatic donations, starting at \$10 per month, directly from your bank account or credit card by calling us at 936-327-4256.

WWW.ESCAPEESCARE.ORG



“We attempted to move mid-coach but were halted when the large window above the sofa exploded. Torrential rain, hail and powerful winds were now buffeting us from two locations.”

Caught in Severe Weather

FURY OF THE DERECHO

By Patty Ryan #109953

Within seconds, the fury of the storm was upon us. The first window shattered inches from where I sat in the passenger seat.

Glass shards, catapulted by hurricane-like winds, launched across the dashboard and around our feet.

Torrential rain began flooding the cockpit of our four-month-old Winnebago 38Q. My husband, Pete, pulled onto the shoulder behind a line of cars traveling south on I-29 just north of Council Bluffs, Iowa. Like a massive wave crashing onto shore, a menacing shelf cloud engulfed us, causing Pete to be unable to control the RV.

It was late afternoon, June 3, 2014. Having watched the storm brewing

to the northwest, we remained naïve to its force. I was fascinated with the sky's deceptive beauty, hoping to capture a perfect photograph of these immense grey clouds punctuated with a ribbon of turquoise. Fear gripped me, however, when Pete urged me to cut short my phone conversation with my daughter. I knew from his demeanor he was alarmed—concern I would not convey to my daughter.

Taking Cover

As Pete pulled to a stop, I scooped up our little dog, Coco, vaulted from my seat and begged Pete to quickly follow. We attempted to move mid-coach but were halted when the large window above the sofa exploded. Torrential rain, hail and powerful winds were now buffeting us from two locations. We sought refuge in the step-well behind the passenger seat of the coach. Miraculously, only the outer pane of the dual-pane window in the door shattered.

Raging Storm

For 30 agonizing minutes, we cowered there as the storm raged around us. Straight-line winds, later estimated

Continued >>>

“For 30 agonizing minutes, we cowered there as the storm raged around us.”

STORM PREPAREDNESS TIPS

- I downloaded "AccuWeather" and "Fox 4 WAPP" apps to my phone, entering major cities along our route to receive weather alerts.
- We purchased a NOAA radio to warn us of possible severe weather.
- We discovered that dialing 2-1-1 on our phones provides immediate assistance in times of disaster. A regional calling center puts a caller in touch with essential emergency management programs that provide services and relief.
- We developed plans that include: planning escape routes, identifying shelter locations, informing emergency contacts of our plans, maintaining a full tank of gas in both vehicles as well as having sufficient food for three to seven days, emergency cash, current maps/road atlas, flashlights with fresh batteries and a pet plan.



WEATHER SAFETY TIPS



Purchase a NOAA/SAFE radio with battery backup. While traveling, enter the locations through which you will be traveling.

- Review insurance requirements. Read insurance endorsements to determine whether to purchase total replacement cost or actual cash value. Understand what property needs to be specifically scheduled (jewelry, electronics or guns). Verify whether your policy covers costs to temporarily store belongings, as well as the maximum allotment for daily living expenses.
- Have a weather-disaster plan in place. Carry a first aid kit and obtain CPR/First Aid Training.
- Learn the warning signs of an impending disaster.
- Understand the effect of trauma upon your body and life. Like post traumatic stress disorder (PTSD), you will experience highs and lows. A few Websites offering tips to cope with disasters are: www.camping.about.com, www.ptsd.va.gov and www.offthegridnews.com.
- Document the damage to your RV and/or tow vehicle. Take pictures and videos as soon as possible. Save links to online news stories that document the storm, damage to homes and businesses and loss of life.
- Download weather apps to your phone and weather sites to your computer. AccuWeather, American Red Cross and local news stations have weather apps. Check your route for updates.

between 85 to 100 mph, repeatedly rocked the 26,000-pound chassis up onto the driver-side wheels as if it were a toy.

The deafening sounds thundered on for what seemed an eternity. Like a relentless predator, wind forced its way through gaps around doors and windows, howling and moaning eerily. Hail, estimated to be baseball-size or larger, pummeled the coach unmercifully. One by one, windows shattered along the passenger side of the coach.

Believing we were experiencing a tornado, I anticipated the RV would be rolled and crushed with us in it, or we would be plucked from its safety as in the *Wizard of Oz*.

Derecho

What we actually experienced was a derecho, best described as a large cluster of thunderstorms that produce widespread wind damage as a result of curved lines known as bow echoes. In Spanish, *derecho* means "straight," and these windstorms typically leave wide, long swaths of damage from straight-line winds ranging from 58 to 100 mph or higher.

Assessing the Damage

Once the hail subsided, we arose to survey the damage. Drenched with rain, we trembled from the cold air and trauma. Pete took photos and videos of the damage: shattered windows, glass embedded in the television screen and water sheeting down walls and from the ceiling. I, however, stood motionless, staring through the windshield in shock.

The storms continued that evening, bringing heavy rain, lightning and hail. Realizing we needed to fully assess the damage, we limped to the nearest hardware store for supplies. Seeking refuge in a gas station with covered pumps, now closed for the night, Pete covered the broken windows with heavy plastic sheeting and Gorilla Tape®. Requiring more than simple, minor warranty work, we canceled our travel plans and rerouted to Forest City, Iowa, home to Winnebago.

NO MORE LEAKS,
NO MORE CAULKING,
...EVER!

We are all aware of the expensive problems a leaky roof can cause. With over 20 years of experience in RV roof repair, we have the products to solve your roofing needs. Our High Density Acrylic Roof Coating will permanently bond to any surface - rubber, fiberglass, or metal - forming a totally seamless roof.

BEST Roof NO Maintenance
BEST Price NO Streaks
BEST Warranty NO Leaks

- Half the cost of traditional roof replacement
- Reflective satin white finish
- Lasts 12 years plus
- Extreme weather durability
- On site installation available - call for details!



Best Warranty in the business!
10 year NO leak warranty (Labor and Material) with all professional installations

NOW BOOKING APPOINTMENTS
FOR APRIL & MAY IN THE
SOUTHERN STATES,
FROM TEXAS TO FLORIDA.

CALL TODAY FOR YOUR
FREE, NO OBLIGATION,
INFORMATION KIT ON THE LAST
ROOF YOU'LL EVER NEED!

RV ROOFING
Solutions

"The RV Roofing People"

818-332-0645
www.rvroofingsolutions.com

Pete drove through the night while I surrendered to my exhaustion. To prevent further damage from rain, Pete climbed onto the roof early the next morning to cover any holes. He lost count at 70. Of those, 20 had completely penetrated the fiberglass roof. Additionally, the roof-mounted satellite dish was now sporting a basketball-sized indentation. Further investigation revealed shattered side mirrors, cracked metal awning shields, numerous cracks in the fiber-

appraisal for our insurance company which, unfortunately, took time to complete. The total for visible damages topped \$121,000, not including future unforeseen water damage. Our case was transferred to the large loss department, falling in line behind numerous claims from the same storm. Since we travel full-time and our RV is our home, we remained in limbo. After weeks of prodding the insurance agent, the RV was finally totaled. Luckily, when we had purchased our



glass walls and deep depressions in the metal storage compartment doors.

Our insurance company totaled the Rubicon and we found ourselves at Community Chrysler Jeep in Mason City, Iowa, searching for a replacement tow vehicle. Not surprisingly, the Rubicon drew a crowd of salesmen, shaking their heads in astonishment at the size of hail dents. We chatted about the massive destruction this same storm had caused to the Woodhouse dealership in Blair, Nebraska, 10 miles northwest of our storm location, where approximately 4,400 vehicles sustained hail damage.

The coach turned out to be a more time-consuming ordeal. We believed (and hoped) it was totaled. Thankfully, Winnebago completed a thorough

now-destroyed RV four months earlier, Pete purchased total replacement cost insurance, and we were made whole.

Post Disaster

The intensity of that experience and the fears it created remained with me. I kept waiting for the next storm to strike. Each ear-piercing NOAA weather radio alarm sent me into a panic. And every threatening storm that approached found me reliving those life-changing moments in the jaws of the derecho.

Over time, I received help for post-disaster distress, learned more about weather and put storm preparedness items in place to bring us peace of mind. 🏠



Patty is an attorney, now retired. She won national writing contests and had articles published in her local bar association newsletter. After her divorce, Patty's love of travel resulted in solo motorcycle trips. Solo became duo after meeting her partner, Pete Garton. In January 2012, their mutual desire for adventure led to retirement, sale of the house and full-time RVing.



Photo courtesy of www.gorving.com.

YOUR RV REFRIGERATOR PART 5—REMOVING THE HEAT

By Paul Unmack, PE-CSE, ME #116483, www.arprv.com

The first series of RV refrigeration articles discussed how the refrigeration process works and the control of the process. This article will explain why it is important to remove the heat from your refrigerator and as you prepare for an outing.

Heat and Your Refrigerator

As I covered in previous articles, heat drives the entire refrigeration process. In addition, heat has to be transferred from inside your refrigerator to the surrounding environment in order to keep the interior cool. So what happens if your refrigerator cannot rid itself of the generated heat? The simple answer is that it will not cool and the heat can heat up in your RV interior. You may even have noticed heat buildup in the cabinet area above your refrigerator. This is great if you

want a toaster above your refrigerator, but most folks would rather not have the added heat in their RV.

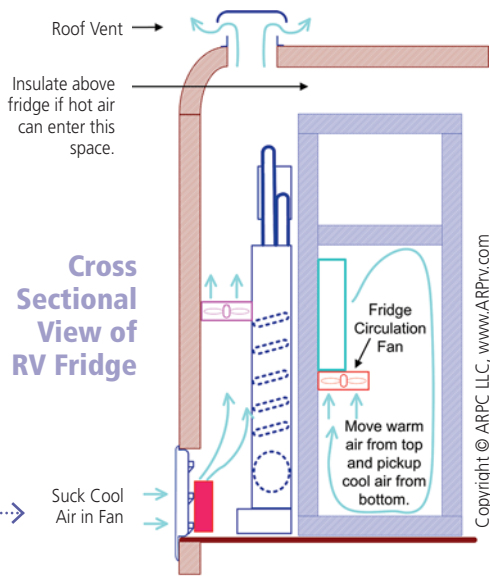
Installation and Insulation

When the manufacturer builds an RV, the refrigerator should be insulated so that the heat produced at the back of the refrigerator has an exit to the exterior. Often there is no insulation at the top of the refrigerator, which produces a pocket where heat can collect. This pocket of heat can transfer heat to other areas, as well

as into the interior of the refrigerator itself. An easy fix to this problem is to pack fiberglass insulation around the sides and top of the refrigerator between the refrigerator cabinet and the surrounding structure, preventing heat transfer. Once you insulate, put a cover over any loose insulation that may fall down and block the cooling unit air flow. As a word of caution, if insulation blocks the air flow in the cooling-unit compartment, the refrigerator will overheat.

RV Refrigerator Ventilation

Now that we have addressed insulating the refrigerator inside its cabinet, we can talk about the two types of cooling-unit venting.



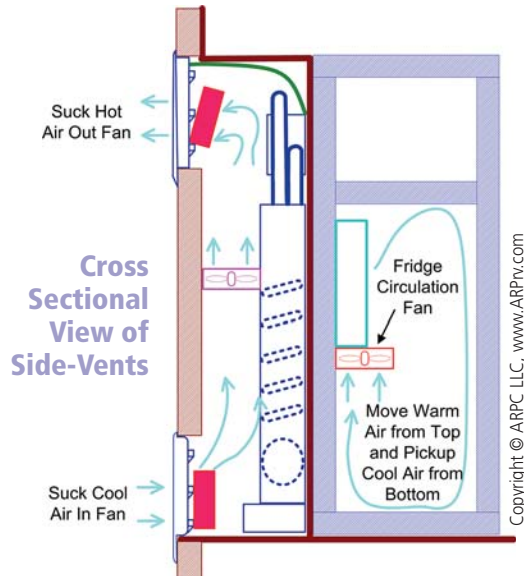
Cross Sectional View of RV Fridge

Copyright © ARPC LLC, www.ARPrv.com

ROOF VENT

The traditional method used for ventilation is a side vent access door at the bottom of the refrigerator and a roof vent at the top (see illustration). This is the best configuration because it allows cool air to be pulled in from the side by air rising up through the cooling unit compartment. The air picks up heat and then exits out the roof vent.

There are two advantages to having the roof vent. One is that a draft is created by what is called the "chimney" or "stack" effect. The second advantage is that the heat is carried up, away from your RV, resulting in a much cooler interior. Roof vent type installations use natural convection, which means that fans are often unnecessary for assisting with ventilation.



Cross Sectional View of Side-Vents

Copyright © ARPC LLC, www.ARPrv.com

SIDE VENT

The side vent method is becoming popular with the manufacturers (see illustration). This type of installation will have two vents on the side of the RV. Some side vent applications are for RVs with slide-outs where roof vents cannot be used. Other manufacturers are adopting side vent refrigerator installations to cut cost and create additional space by avoiding roof penetration that requires sealant to prevent water leaks. As opposed to the roof vent, the side vent reduces the chimney effect that helps carry the heat away. In some cases, wind can stop the convection entirely. As a result, the refrigerators with the side vents tend to fail more often than those with roof vents. The good news is that there are ways to improve venting for either type of vent installation.

Continued >>>

VIEW OF RV FRIDGE ACCESS DOOR



ARP blower sucks cooling air in from lower side vent access door.

"...heat has to be transferred from inside your refrigerator to the surrounding environment in order to keep the interior cool."

Do you own a **Norcold** or **Dometic** fridge?



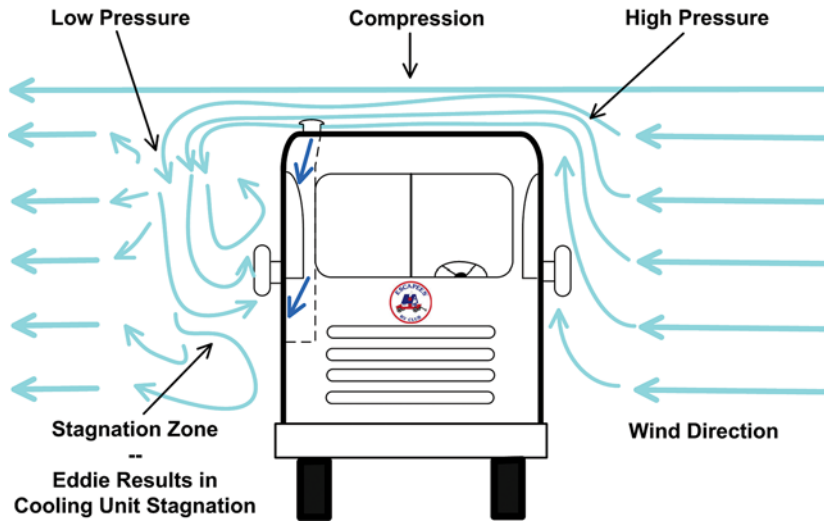
If so, you no longer need to worry about being "level enough".

The ARP automatically controls temperature that results in fridge failure and fires.

The patented ARP Control introduces a new level of reliability and safety for your RV fridge!



If you want reliability and safety, you want the ARP.
www.arprv.com • 406-494-1959



WIND AND VENTILATION

Wind and Ventilation

The wind affects the ventilation of your refrigerator, sometimes in a positive manner and at other times in a negative way.

If the wind is blowing in the correct direction, it can force air into the lower side vent, pushing air out the top. The negative issue is when the wind blows past your RV, it can create “eddies” that result in low pressure and stagnation zones for the cooling air (see illustration). The result is that the cooling unit cannot reject its heat, which, in turn, slows down or even stops the refrigeration process. Side vents are more vulnerable to wind stagnation than roof vent applications. I believe this is a contributing factor to why folks with side vent refrigerators tend to have more problems. Our slide-in camper has a roof vent, but

the refrigerator is mounted in a manner that results in over-heating when the wind blows.

ARPC Control

Ventilation is key to the efficiency of your refrigerator. If it cannot expel its heat, the ammonia in the system remains as a vapor and does not return to the boiler of the cooling unit (discussed in a previous article). As a result, the boiler overheats and stops the fluids within the cooling unit from circulating. The ARPC control detects this situation and intervenes by turning off the cooling unit heat source and only restarting the refrigerator when it is safe to do so.

Additional Cooling Fans

As the size of the RV refrigerators increased, manufacturers

began installing fans as a standard item. The fans help, but they are mounted in a manner that tends to promote recirculation of the air within the cooling unit compartment. The reason for the recirculation is that the fans are mounted between the vents rather than at the vents. In addition, the method for controlling the fans is a mechanical snap switch that has a tendency to fail.

As a result of the above conditions, ARPC control designed a precision fan controller that only turns on the fans when needed. Rather than a mechanical snap switch to activate the fans, the ARPC fan control uses a temperature sensor. The temperature at which the fan turns on can be adjusted within a range of 90°F to 140°F. We provide blower-type fans that are quiet, move a lot of air and mount at the vent where they can suck in cool air, which forces out the hot air. For side vent applications, we recommend mounting a second fan to suck out the hot air that accumulates at the top of the refrigerator compartment. A further benefit of mounting a blower at the top vent is that it will push the hot air from the refrigerator away from the RV, keeping the slide-out and RV interior cooler.



Another method to increase efficiency is to mount 12V computer-type CPU fans inside the refrigerator. Mount the fans so they can blow on the cooling fins and circulate the air inside the refrigerator. With this meth-

“Another method to increase efficiency is to mount 12V computer-type CPU fans inside the refrigerator. Mount the fans so they can blow on the cooling fins and circulate the air inside the refrigerator.”

od, there are a number of benefits. One is that the temperature is more uniform within the refrigerator, so that the cooling unit runs for less time. Another benefit is that frost will not build up as fast on the cooling fins. It is not necessary for the fans to run all the time. They need only run when the cooling unit is operating. By wiring the fans inside the refrigerator to the ARP fan controller, the fans will only run when they are needed.

Preparing For a Trip

Often I am asked how one should prepare for a road trip if the refrigerator has been off. It is stated that one should start the refrigerator a day before the trip, but I am an engineer and thus I am all about efficiency. Yes, the absorption refrigeration process takes a long time to initiate if there is nothing in the refrigerator and the refrigerator is warm.



“...the absorption refrigeration process takes a long time to initiate if there is nothing in the refrigerator and the refrigerator is warm.”

Because we do not like eating out too much, Mao and I will cook food and freeze it in our household refrigerator for our first week on the road. I will start the RV refrigerator a few hours before we leave, or the night before if we are leaving early in the morning, and place the frozen enchiladas and

other goodies in the refrigerator to thaw out. By placing frozen food in the refrigerated space, the refrigerator drops in temperature within an hour or so. We receive the benefit of starting with a full LP tank and a cold beverage and enchiladas the first night out on the road. 🏠

Paul and Mao Unmack are mechanical engineers. Paul ran an automotive repair business in Red Lodge, Montana, for 20 years before receiving his engineering degree. He has practiced nuclear, fire suppression and industrial process control systems design. Mao designed pressure vessels for ammonia plants in China for 12 years, then came to the U.S. to get a master's of welding engineering. She designed biodiesel plants and worked for a government-funded research and development organization. Paul and Mao run the entire ARP control business while taking on engineering consulting gigs. www.arprv.com



BancorpSouth[®]

Insurance Services, Inc.

HOME • RV • AUTO • UMBRELLA • RV PORTS



Bobbie Ferguson
Customer Service Specialist



Rhonda Ibison
Claims Specialist

“Insuring the unique needs of Escapees RV Club members since 1989.”



Stop by and see Bobbie Ferguson and Rhonda Ibison or give them a call at Rainbow's End!

800-736-5622

www.bxs-ins.com/escapees

Conveniently located at Rainbow's End, our service and claims experts are available to assist Escapees members with all of their insurance questions or claim handling needs. Regardless of whether you are a BancorpSouth Insurance customer, we're here to help!

BancorpSouth Insurance Services Inc. is a wholly owned subsidiary of BancorpSouth Bank. Insurance products are • Not a deposit • Not FDIC insured • Not insured by any federal government agency • Not guaranteed by the bank • May go down in value

From the Bookshelf | Full-time RVing and the Oregon Trail

By Marcella Gauthier #12371

There are many ways to travel, but the one we are probably most familiar with is by RV. In this column, we have two books by Escapees member Jerry Minchey about living full-time in an RV.

One way of travel that is less familiar to us is by wagon train. This way is featured in our third book, which is the true story of an intrepid adventurer and his brother reliving the experience of taking a covered-wagon trip along the Oregon Trail from beginning to end.

Motorhome and RV Retirement Living The Most Enjoyable and Least Expensive Way to Retire

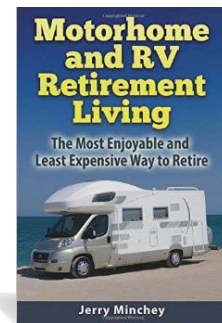

Jerry Minchey #117566 • StonyRiver Media 2015
ISBN: 978-0-9844968-4-6 • Paperback \$13.95 • Kindle \$2.99

Young RVers How to Enjoy the Freedom of the RV Lifestyle While Making a Living on the Road

Jerry Minchey #117566 • StonyRiver Media 2015
ISBN: 978-0-9844968-5-3 • Paperback \$12.77 • Kindle \$2.99

Jerry Minchey has been a full-time RVer for over three years and is the author of a number of books about RVing. He is also Webmaster of www.LifeRV.com, an impressive Website that includes articles, videos and other information supporting the lifestyles he is promoting. The two books featured, address two different groups of RVers.

Like Jerry, many full-time RVers are retired and living off their savings, investments and other income. The first book address the issues that retirees may ask such as how to manage to live a life on the road of freedom, adventure, travel and fun while living inexpensively and relatively stress-free. Dealing with issues such as purchasing an RV, making the break from your previous home, keeping in touch and dealing with the day-to-day RV living situations are included.



But the demographics of RVing are changing as a new group of RVers in the 34-to-54-year-old age group are emerging. Most of these RVers need to have an income and some are traveling with children. Jerry discusses how to find income-producing situations from work-camping opportunities where rent space is provided, to running a business from your RV. From singles traveling alone, to couples working from their RVs, Jerry includes personal stories from those who are making a success of it. Interesting ways to make a living are included, as well as general RV information about buying, driving and traveling.


Both of Jerry's books are informative and contain Website links that even cover complete remodeling of old buses, forums for RVers sharing their experiences, ideas for renovating and general RVing concerns. The Internet is a marvelous way to learn new techniques, share ideas and learn from other's mistakes.

Jerry's writing style is easy to read and often humorous. In his chapter about traveling with children, he says, when asked, "What about kids?" He replied, "I suggest you keep them." But, all kidding aside, his advice and information are invaluable.

Marcella has a lifelong love of reading. She says she can't remember anything before she could read, and writing is her second love. Her first long story, about a girl and her hero horse, was written when she was only 12 years old. She has worked as a technical writer for over 40 years, and, when she can, she escapes on a road trip in her 1978 classic Airstream trailer.



Book from Escapees RV Club Founder and Author: Kay Peterson



The Elephant Bond

\$16.95 • www.escapees.com/store
 Kay's latest book is a novel about loyalty, loss and love. The sequel to *13 Days in Africa*, the survivors of a kidnapping form a unique bond that resembles that of an endangered elephant's life in the wild savanna.

Beating the Odds

Price: \$16.95 • www.escapees.com/store
 The story behind Joe and Kay Peterson's journey through life and the founding of the Escapees RV Club.

**13 DAYS IN AFRICA
 A Safari Adventure**

\$14.95 • www.amazon.com
 When tourists on an African safari are kidnapped by bandits, their lives are forever changed.

Chasing Rainbows

\$15.95 • www.escapees.com/store
 A collection of Kay's favorite "Thoughts for the Road" *Escapees* magazine columns, as well as new stories about the adventures.

**The Oregon Trail
 A New American Journey**

Rinker Buck • Simon & Schuster 2015
 ISBN: 978-1-4516-5916-0 • Hardcover: \$28
 Paperback: \$16.99 • Kindle: \$14.99



Fifteen years before the Civil War, adventuresome Americans began a trek across the Great Plains on the Oregon Trail. More than 400,000 pioneers made this journey, and it is considered by scholars the single largest land migration in history. It defined the American national character as courageous and willing to travel for a better life. After

the Louisiana Purchase in 1803 and the successful war with Mexico in 1846, securing the majority of the American West, this migration managed to unite the two coasts of this mighty nation.

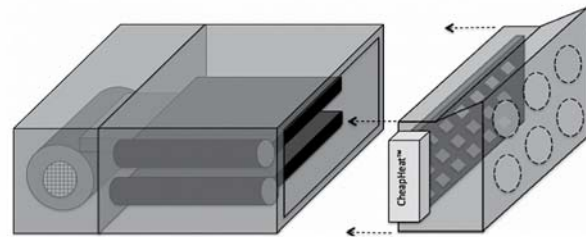
Rinker Buck, a self-described history junkie, began his study of these courageous pioneers when he visited an historical site in Kansas near the beginning of the Oregon Trail. Hiking over the rise near the interpretive center during the magical hour at dusk, he could almost imagine the stream of covered wagons heading off toward the West. He was hooked and wanted to recreate the journey. He knew what he had to do—buy a team of mules and a covered wagon and spend the summer traveling the Trail.

That winter he binge-read everything he could get his hands on, including many histories and copies of diaries

from the pioneers. Then he and his brother, Nick, purchased the necessary equipment and planned the trip. Using the journals of some of the pioneers was helpful. Their adventures, many of them scary, with breakdowns and periods of time when they seemed to be lost, were interspersed with the magic of the journey.

From reading about the trip planning, you will learn a lot about mules, harnesses, provisioning and locating a builder for a special covered wagon suitable for the rough trek. It's fascinating to discover what was necessary to manage this trip. The book is filled with historical facts, advertisements for wagons, the journal entries of those who took the trail in the 1800s and old photos. Rinker Bunk is a wonderful writer. He has a great talent for description so you can almost be right there with them on all the facets of the trip. What an exciting trip and an informative read. 🐾

RV Furnace Gas/Electric Kit



Gas or Electric at the flip of a switch



Ph: 425-408-3140
www.rvcomfortsystems.com

SKP Stops

Sharing News from the Road

SKP Stops Information

- **Deadline:** Material for each issue will be selected based on location and the migration of seasonal travel.
- **Words:** Short stories of 300 to 500 words are ideal. Submissions that are illegible, inappropriate or considered advertisements may be excluded. Due to limited space, submissions will be edited.
- **Photos:** Photos are accepted and included on a space-available basis. Include the name of anyone who may appear in a photo and also the name of the photographer.
- **Acknowledgement:** The editorial department may not acknowledge receipt of submissions. Submissions may not qualify for payment.

Windsor—The Birthplace of Vermont

www.windsorvt.org

When you hear the word “Vermont,” you may think of Green Mountains, Ben and Jerry’s Ice Cream or of Stowe with the Trapp Family Lodge from *The Sound of Music* family. You probably wouldn’t think of Windsor.

• American Precision Museum

One reason to stop in Windsor is to visit the American Precision Museum, the “birthplace” of interchangeable parts. It is housed in an 1846 building that was the water-powered armory and machine shop. In 1966, the building became a national historic landmark. With a new approach to production and division of labor, the founders modernized the way a factory operated. These changes were the key to mass production that forever changed industry. Many of the machinists who worked there went on to develop other companies such as Winchester Rifle Co., White Sewing Machine, Brown and Sharpe, Smith and Wesson, Remington, and Jones and Lamson.

Before entering the museum proper, there is an area for hands-on manipulation of wooden machines, levers, pulleys, etc. This would be of particular interest to children. There is also a 3-D printer with the cover off so you can see inside and how it works. In the main museum there are a few adult-oriented hands-on activities.

In the mid 1800s, during the time of the Mexican War, the founders negotiated a contract with the U.S. Army to make 10,000 rifles, all with interchangeable parts. Guns had never been made fast or with interchangeable parts. The contract was to have them completed in three years. The founders had not yet built the building or machines to make the guns, but completed the job 18 months ahead of schedule. They were the only government gun contract to have completed the job inside the contract time. Thus they went on to win many more contracts, which changed the face of war from then on.

In 1851 they went to an exhibition in London. The British were so impressed with the interchangeable parts that

Guidelines and Helpful Hints

- Keep your submissions positive, upbeat and short.
- Include fun or interesting photos with a brief description.
- Share your favorite RV travel destinations, restaurants, museums, off-the-beaten-path locations or unique places to visit.
- Keep in mind that the next magazine issue will mail two months from the time of your writing. Identify time-sensitive material.

Send submissions to *Escapees* Magazine, 100 Rainbow Drive, Livingston, TX 77351, or to editor@escapees.com. Article submission guidelines are available for downloading online at: www.escapees.com/knowledge/escapees-magazine/tips-submissions.

they sent people to Windsor to study the Windsor system, ordered machines from them and had them make 25,000 rifles in Windsor until the British could get their shop open and running in England.

In the center of the museum is an area where paid high school students and adult volunteers demonstrate the old machines and modern technology, pointing out how the modern came from the old. A man demonstrated how to make a gear and a small goblet for a doll house, which he then gave to us.

The museum also had two display cases of miniature machines. John Aschauer had built many machines over his career. Later, from memory, he made working models of these machines right down to the tiny screws, nuts and bolts. It took him an estimated 12 years of full-time employment to create all the machines he made.

• Cornish-Windsor Covered Bridge

Another historic site in Windsor is the Cornish-Windsor Covered Bridge, which spans the Connecticut River, connecting Vermont with New Hampshire. It’s the longest historic covered bridge in the U.S. and has two lanes, which is relatively rare. (A longer covered bridge was built in Ohio in 2008.) On the New Hampshire side, a sign says, “Walk your horses or pay two dollars fine.” The height limit is about nine feet, so don’t try to drive your RV over it.

• Republic of Vermont

Besides being known for the birthplace of interchangeable parts, Windsor is the birthplace of the Republic of Vermont. In July 1777, 72 delegates met in Elijah West’s tavern to write and adopt a constitution for the “Free and Independent Republic of Vermont.” They not only were declaring themselves free and independent from Great Britain, but also from the 13 colonies. Up until that time, New Hampshire and New York had been disputing who owned this land between the two states.

This constitution has some unique features. It was the first in the country to prohibit slavery, the first to establish



The Cornish-Windsor Covered Bridge.
Photo by Joyce Space #61818.

voting rights for all men, regardless of income or property ownership and the first to institute public education. Windsor was the part-time capital of the republic from 1777 to 1808. After 14 years as an independent republic, Vermont became the 14th state to join the union in 1791. We had hoped to visit the Old Constitution House where this took place, but it is only open on weekends. However, we enjoyed walking a short trail behind the Old Constitution House, which led to the small Lake Runnemedede and park.

• **Dining**

Another place to check out while in town, is the former railroad station, which is now the upscale Windsor Station Restaurant at 26 Depot Avenue (windsorstationvt.com). Or you may prefer a meal in the Windsor Diner at 135 Main Street, which was moved to Windsor from Massachusetts in 1961.

• **Outdoors**

If you like the outdoors, go to 1747 Hunt Road in Windsor to enjoy the Cider Hill Gardens and Gallery, with the nature paintings of Gary Milek and the gardening artistic skills of his wife, Sarah (www.ciderhillgardens.com).

• **Artisans Park**

Head a few miles north on Rte. 5 for the Artisans Park (36 Park Road), where you will find a brewery, distillery, cheese shop, sculpture garden, glass factory, pottery and river outfitter. Behind Artisans Park is the 14-acre Path of Life Garden that features 18 outdoor sculptures (greatriveroutfitters.com).

Windsor is located on Rte. 5, between exits 8 and 9, off Interstate 91. American Precision Museum is located on Rte 5 (196 Main St.), at the south

end of Windsor Village, south of the stoplight at the intersection of Main and Union/Bridge streets. It is open daily, 10:00 a.m. to 5:00 p.m., May through October, but check the Website for the exact dates (www.americanprecision.org).

The Old Constitution House is on Rte. 5 (16 Main St.) at the north end of town. It is open weekends, May through October, from 11:00 a.m. to 5:00 p.m. Their Website may say it's open other days however, that was not the case when we were there.

The streets in Windsor are wide and not crowded, so it may be possible to park an RV, but, to be on the safe side, it would be better to come with your tow vehicle only. And remember, the covered bridge has a height limit of nine feet, two inches.

Joyce Space #61818

Continued >>>



RV Solar Specialists since 1987

Complete power system upgrade kits featuring:

- Non penetrating & tilting mounts
- Roof mount combiner boxes
- RV compatible solar panels
- MPPT charge controllers
- Lithium battery banks
- System monitors

Purchase online or give us a call to schedule your professional installation

www.amsolar.com

541-726-1091 info@amsolar.com 3555 Marcola Rd., Springfield, OR 97477



Saint-Gaudens National Historic Site.
Photo by Joyce Space #61818.

Saint-Gaudens National Historic Site

Cornish, New Hampshire

www.nps.gov/saga/index.htm

If you visit Windsor, Vermont, you may want to cross the Connecticut River to New Hampshire on the longest historic covered bridge (height limit of 9' 2") in the U.S. and drive north less than two miles on route 12A to Saint-Gaudens National Historic Site. This site is New Hampshire's only national park and is only one of two national parks dedicated to a visual artist. It honors Augustus Saint-Gaudens, a reknown sculptor. Saint-Gaudens' works are in Chicago, Boston, New York and many other places. The national park service owns the patent and the casts, so it has recast a few sculptures to display on the grounds. They are magnificent. The "Shaw Memorial," with the original in Boston Commons, was our favorite. It honors the black soldiers during the Civil War. The detail is spectacular, even behind the horse, though no one can see behind the horse without some kind of body contortion.

The grounds are beautiful as is the family home. After Saint-Gaudens died, his wife and her family started a foundation and treated the family home as a museum. Fifty years ago, they turned it over to the National Park Service. After an old inn was rebuilt to become their family home, no other family lived in it, thus the original furnishings are still there.

After watching an 18-minute introductory film at the visitor center, we took a guided tour that explained many of his sculptures on the grounds and in two of his studios. After that, we took the house tour.

In the Ravine studio, a small building where Saint-Gaudens worked to get away from the larger studio, we watched an artist in residence working on a sculpture to commemorate 150 years since Lincoln's assassination and 50 years of the grounds being owned by the Park Service.

After that, we walked the Ravine Trail, which led to a small area that had been dammed up for a swimming hole, that Saint-Gaudens used until he built a real swimming

pool. We ended our visit by walking two miles of trails in the scenic woods. A side trail took us to the historic Blow-Me-Down Mill, dam and pond. Since the Park Service was out of trail maps, I took a photo of their laminated copy to use for our walk and was glad to have had that resource when we came to trail junctions.

Saint-Gaudens National Historic Site is located on route 12A in Cornish, New Hampshire (N 43° 29.9436' W 72° 22.2870'). It is 12 miles south of West Lebanon and 12 miles north of Claremont. As you drive up the road to the park, there is parking for RVs on the left before the general car parking, which is on the right. The RV parking is a grassy field, but there should be plenty of room.

The park is open from Saturday of Memorial Day weekend to October 31. Park exhibit buildings are open daily from 9:00 a.m. to 4:30 p.m. and the grounds until dusk. From the last Sunday in June to the last Sunday in August a concert is held every Sunday at 2:00 p.m. The performances carry on a tradition by Augustus Saint-Gaudens, who often held concerts in his studio for family and friends. Concerts are included with normal paid admission to the site. The house, Aspet, closes at 4:00 p.m. on concert Sundays.

Joyce Space #61818



The "Shaw Memorial".
Photo by Joyce Space #61818.



Officer's quarters at Historic Fort Robinson State Park.
Photo by JoAnn Roe.

Historic Fort Robinson State Park and Museum

3200 US 20, Crawford, NE 69339

Park: 308-665-2900 • Museum: 308-665-2919

It isn't often you can enjoy camping at a real fort. Historic Fort Robinson in scenic northwest Nebraska has a campground in the middle of its 22,000 acres with all amenities. Here you will find horseback trail riding, a big swimming pool, fishing and a museum right on the premises. The campground itself has hookups for large rigs, no-frills tent spaces and all sizes in between in a pleasant park atmosphere with green lawns, trees and excellent access.

It's an American historic location, where tribes of Sioux (Lakota today) Indians mingled with the ever-increasing numbers of interlopers, like fur traders, explorers, railroad workers and Conestoga wagon pioneers. Whether you are a kid, parent or a grandparent, this place offers a great way to learn history.

Before staying there, I'd never heard of Fort Robinson. It is located on highway 20, near the town of Crawford, a settlement that grew up to serve the needs of those at the fort. The fort operated from 1874 to 1948 and is one of the last real forts on active duty. You practically can hear reveille and see sleepy enlisted men weaving out of their quarters to care for their horses or have breakfast.

Fort Robinson was established as a military post in 1874 to protect the Red Cloud Agency, formed in 1873,

Continued >>>

"The fort operated from 1874 to 1948 and is one of the last real forts on active duty."

Top 5 Reasons to Be a *Workamper*

1. Cuts down on your RVing expenses and helps you fund your adventures and RV lifestyle!
2. Meet amazing people that you'll be friends with for life!
3. Get to do fun things you have always wanted to try or never even thought of before!
4. Stay busy. Have a daily purpose. Put your skills to use and learn new ones.
5. Spend more time in places you've always wanted to visit!



Top 5 Reasons to Be a *Member of Workamper News*

1. Thousands of jobs for RVers, including full-time, part-time, salaried, volunteer, and everything in-between all around the U.S. & Canada!
2. Over 28 years of compiled information about living a successful Workamping and RVing lifestyle!
3. Tools on our brand new website to help you find the right Workamping job.
4. Connection to fellow RVers living the lifestyle just like you!
5. It's now cheaper than ever! New low prices starting at \$22.95/year. Plus Escapees members get a bonus issue when they join and use the code **SKP!**

www.workamper.com
800-446-5627 • info@workamper.com

Try out our new
Dreamer membership
for FREE!



Horse-drawn wagon tour at Fort Robinson State Park.
Photo by JoAnn Roe.

to distribute the goods and cattle that the federal government had promised the Indians in return for peace in the Dakota goldfields. The Sioux were angry that the promised supplies were slow to arrive or not sufficient. The troopers were involved in protecting travelers on the Sidney-Deadwood South Dakota gold trail, and also were called to help quell civil disorders amongst travelers in the area. These diverse travelers were mostly men except for women and children in pioneer wagons passing Scott's Bluff, a bit south of the fort, as they had been since the 1840s.

Only three years after its establishment, Fort Robinson became the site of the well-reported killing of Lakota chief and hero, Crazy Horse, by, of all people, an American Indian trooper during an alleged resistance.

The history influences today's special attractions for the RV family. If you have your own horse, you can board it in these former cavalry stables. In addition to twice-daily horseback rides (rentals available), there are breakfast cookouts four mornings a week, a buffalo stew cookout four evenings a week and a steak cookout at the base of the spectacular buttes that ring the park.

Meanwhile, the unusual background of the fort includes other exciting history. In 1885, the Ninth Infantry Division sent its first "buffalo soldiers" to Fort Robinson for specific duty and the Tenth Infantry followed, in 1902. With so much land available, the fort was a Remount Division from 1918 until 1948. This was a program of the U.S. Army for improving the quality of the cavalry horses. Chosen stallions, usually thoroughbreds, were sent to Fort Robinson and bred with suitable mares to result in healthy, hardy stock, mostly for cavalry use. War dogs were trained there, too, during WWII. The family can walk to the museum to learn about this period or hop aboard a wagon pulled by friendly horses along the fort's roads that connect the many buildings still in good shape and open to the public.

Within a few miles one can drive to geologically exciting places such as the Hudson-Meng dig, where archaeologists and scientists are investigating the thousands of bison bones found there with a few others. Or visit Toadstool Rock at the edge of a badlands, named for the odd-shaped land remaining from a probable ancient flood. A few old and active ranches are open to tourists. And one has old buildings that represent a tiny Western village.


Besides the Fort Robinson Museum, there's the Trailside Museum, which focuses more on the geology and natural history of the Pine Ridge area, rising to almost 4,000 feet altitude from the level, rolling green fields so typical of Nebraska. All of this is at the pretty and well-kept RV campground at Fort Robinson, in the northwest corner of Nebraska, at the intersection of 20 and 2/71, a few miles from 385.

JoAnn Roe, Guest Contributor

JoAnn Roe has published 17 books, and her articles have appeared in AAA magazines, airline onboard magazines, *Christian Science Monitor*, *Chicago Tribune* and many others. She is a member of Society of American Travel Writers and of Western Writers of America. www.joannroe.com



Plaque commemorating the death of Crazy Horse.
Photo by JoAnn Roe.



Gadget Box

The Flashlight Reinvented

Compiled by Mark Nemeth #45776

Photo by Mark Nemeth.



Product Photos courtesy of www.NEBOtools.com.

LED lighting technology is advancing so fast, it's hard to keep up. I have LED lights everywhere in my RV and have converted my Maglites to Cree LEDs.

I had been looking for a good LED work light and came across this pocket-sized marvel. The NEBO Larry-C flashlight is, well, different. It utilizes a new COB (chip on board) LED array and produces 170 lumens of light in a wide floodlight-like beam. The light from this tiny flashlight is amazing. It will run four to five hours on three AAA batteries (included), is water and impact resistant and has excellent build quality. Add a magnetic pocket clip and a water-proof switch that is included, and you have a small work light that is not another piece of cheap junk. The magnetic clip will hold the light to any steel surface, and the clip swivels 180 degrees, letting you direct the light output where you need it. I now carry these lights in all my vehicles. Maybe you should, too.



The light from this pocket-sized marvel is amazing!

NEBO Larry-C, NEBO® Tools

3025 N. Great Southwest Parkway
Grand Prairie, TX 75050

800-255-6061, www.nebotools.com

Available at many online retailers, price: around \$10



Share your favorite RV gadget!

E-mail Mark at techquestions@escapes.com, and tell him about your gadget. If he likes it, he may purchase one and review it in the "RV Gadget Box" column and credit you with discovering it. Gadget maker and vendors: Visit www.escapes.com/rvgadgetbox for terms, conditions and rules for product submissions.



HIKING IN BEAR COUNTRY

ENCOUNTERS

ON THE TRAIL

Article and Photos By Knolan Benfield, Guest Contributor

“Bears are so funny and cute...it is easy to underestimate how strong, dangerous and deadly they can be.”

A black bear can outrun, outclimb, out-jump, outswim and outfight any man alive, and even outthink some of them.

Most of us would like to see a black bear out in the wild. It's thrilling, assuming we see him from the safety of our vehicle. So, what if we have a close encounter with a bear on the trail?

I have photographed and written about bears and other wildlife for years, and have experienced several startling encounters along the trails. The most amusing happened in the Great Smoky Mountains National Park.

My wife, our teenage daughter and I, and another couple, were walking a trail in May, during mating season for black bears. We were about a mile or so from our RV when a fair-size black bear strolled out of the forest and sat down in the middle of the trail, maybe one hundred feet in front of us. Nat-

urally, we stopped dead in our tracks. A second and much bigger black bear ambled out of the woods, walked a couple steps in our direction before he stopped and began, with head lowered, to sway from side to side.

Out of the corner of my eye, I saw Jill begin a slow-motion turn while leisurely lifting her left foot in preparation for an immediate departure. I whispered, “Jill, don't run.”

Well, Jill did not run; neither did the bears. After giving us all a thorough visual assessment, they slowly faded back into the wilderness, and we all lived to tell the tale.

Had Jill run, one or both bears would probably have given chase since that is a natural instinct. They would have won the race.

Bears are so funny and cute with their shuffling walk and animated

expressions, that it is easy to underestimate how strong, dangerous and deadly they can be. They can roll a large log over with a single paw. They can virtually run up a tree and jump out of one from 30 feet up without any apparent injury to themselves. They are strong swimmers. Their vision is poor but their sense of smell is powerful.

A bear is particularly dangerous in the following situations: with cubs, feeding, hungry, injured, breeding, surprised by humans or when he has lost his fear of people (or if a person has lost his fear of a bear) or he feels cornered. The bear is the only one who knows if he feels cornered; it could be in the middle of a field.

Their range covers eight to 10 square miles or more. Black bears are nomadic and wander their home range, following animal or human



“Secretive and silent,
a bear can disappear
like a ghost.”

trails. They only leave their home range if food becomes scarce.

Male black bears are up to three-and-a-half feet tall at the shoulder. He may be as long as six feet and weigh up to 600 pounds. Females are smaller, but equally dangerous. Never come between a mom and her little ones.

Black bears breed from May through July and “den up” between October and January, depending on how far north they live. This is not hibernation. They sleep lightly and can be instantly awake.

The family leaves the den from March to early May. The mother raises her cubs on her own. They stay with her through their first winter; some stay until the next fall. Baby bears play constantly, and mom runs them up a tree when danger approaches.

Black bears are found along almost the entire eastern seaboard and over to southern Louisiana. They live in the Appalachians and are in New England, New York, Michigan, Wisconsin and Minnesota, most of Canada, Alaska and south through

“After giving us all a thorough visual assessment, they slowly faded back into the wilderness, and we all lived to tell the tale.”

WE BUY RVs!

It's time to **CASH IN**
on your RV. We are
the solution.

Call us today. We are
ready to **BUY** your RV!

(800) 349-5542

Or visit us
on the web at:
www.BuyMyRVUSA.com

Central Florida
RV Center 

Central Florida RV is a leading buyer of pre-owned RVs. We are always looking to buy. We purchase all classes of RVs, paid for or not. We buy nationally, have expert appraisers and work with a reliable network of dealers.

**We are striving to be
your #1 RV specialist!**

(800) 902-9022
www.cflrv.com

SELL MY RV USA
The Simple Way To
==== Find A Buyer ====

www.SellMyRVUSA.com



“Bears are so funny and cute with their shuffling walk and animated expressions, that it is easy to underestimate how strong, dangerous and deadly they can be.”

northern California and in the Rocky Mountain States down to Mexico. In the east, they are usually forest and swamp dwellers. Out West, they like mountains that are below seven thousand feet.

They are most active at dawn and dusk. Like any intelligent creature, they may take an afternoon nap.

Along a trail in black bear country, you may find bear tracks, bear scat and maybe a bear tree.

The tracks look as if they were made by a flat-footed person wearing moccasins, except the small toe is on the inside and the big toe is on the outside. The front paws are about five-inches wide and four-inches long. The hind foot is also five-inches wide, but is seven- to nine-inches long.

The bear scat will contain almost anything since the black bear eats about everything. Bear droppings are similar to a large dog's, but have flat ends.

They are classed as carnivores, but they will eat berries, fruit, insects, leaves, twigs, small mammals, snakes and carrion. They tear apart logs for grubs, beetles, crickets and ants. And bears do love honey. A bear will rip a honey tree apart and eat honey, honeycomb, bees, larvae and all.

He is an opportunist feeder and works no harder than necessary to find food.

You may come upon a tree with the bark stripped off from just above head

height. Both male and female bears make “bear trees.” They scratch their backs and heads on the tree, leaving not only their hair but their scent as well. More than one bear may use the same tree.

There is one other thing you may observe on a trail in black bear country—a bear!

The black bear's (*Ursus americanus*) ability to eat almost anything and to move quickly and quietly helps it survive even in developed areas. He rarely makes vocal sounds. Secretive and silent, a bear can disappear like a ghost. I have seen people unknowingly walk by a bear not 20 feet away.

Black bears generally give humans a wide berth, but they do occasionally kill someone. They don't like surprises, so don't be too quiet on the trail. Talk to your companions as you hike. You and the bear will probably never meet if he knows you are there.

Other than not trying to outrun a bear, some things you can do to bring the chance meeting of you and the bear to a happy end is to make a lot of noise. Shouting and screaming may scare the bear away. Stand up tall; pick up little kids. Look as big as you can. Do not look directly at the bear. Direct eye contact may be interpreted as a threat.

Keep your group tightly together and slowly back away. The bear will

most likely do the same. He may give a false charge or stand up on his hind feet, which is extraordinarily intimidating. If he shows no intention of backing down, throw rocks or sticks at him as you continue to back away. Do not squat or kneel since this makes you appear smaller. If you have a backpack, leave it. He may think you have food in it. You'll most likely be okay.


If a black bear attacks, try to keep your stomach and head covered. Fight back with anything available.

Black bears live from 12 to 15 years in the wild. They have few enemies and fear almost nothing.

When fed by sightseers, they become a danger to people and themselves. A powerful wild animal that has lost its natural discomfort around people is dangerous. Park policies vary, but most will only move a problem bear twice. The only thing left to do is kill the bear for doing what's normal for a bear.

We can help the black bear by reporting to park rangers when we see potential problems, and we can educate our children to respect wildlife.

Mostly, we can enjoy the beautiful black bear from a distance and take pleasure in the thought that they are out there in the wilderness, right now, living their lives just doing what comes naturally. 🐻



Knolan Benfield is a professional writer and photographer and has worked in 49 states, Canada and Mexico. Knolan's work has appeared in numerous magazines, textbooks and newspapers. He has given programs for the National Park Service on wildlife and wildlife photography. Knolan began RVing in the '70s as a result of assignments on remote American Indian reservations. Retired and single, he still wanders the U.S., writing travel and wildlife articles.



Chesterfield, Idaho, a ghost town located along a route of the Oregon Trail, was founded by Mormon settlers in 1881. The farming implements depict how they worked the land to produce their food.

Photo by Stella Carroll #102508.

Viewfinder | Roadside Nostalgia



Old Barn outside of Roseburg, Oregon.
Photo by Barbara Wootton #116058.

Photo by Gregg Schindel #97217.



Sally Schindel #97217 sits in the palm of a 30-and-1/2-foot-tall Paul Bunyan statue, located in Akeley, Minnesota. The statue was erected in 1984 by local, Dean Krotzer, who passed away in 2011. Tourists can sit in his big palm for photos.

» Share Your View A New Theme Every Issue

To submit photos for "Viewfinder," send unaltered digital photos as e-mail attachments to viewfinder@escapees.com. Include your name, Escapees membership number, a brief description of the photo and the name of the photographer, even if it is you who took the photo, with each submission. Only a few photos will be selected for each issue.

Scarecrows (SO16) Due May 10
Scarecrows along the roadside bring out the whimsical side of the fall season. Show us a scarecrow you've seen during your travels.

Celebrity Sighting (ND16) Due July 10
Have you had a chance meeting with a celebrity or famous person while RVing? If you took a photo, share it with us.

RVs in Ice (JF17) Due Sept 10

RVing R&R (MA17) Due Nov 10

A Drone's View (MJ17) Due Jan10

BURRO MOUNTAIN HOMESTEAD RV PARK

For a different RV camping experience come up to Burro Mountain Homestead located near Silver City, New Mexico, in the Gila National Forest. Full hook ups, hiking trails and ATV friendly. This is a great year round retreat. For information and pictures, visit our website.

www.swcampers.com

Call: 575-538-2149
 Fax: 575-538-0060
 Email: burromountain@yahoo.com
 Write: BMH, 665 Tyrone Rd
 Silver City, NM 88061

FINANCIAL STRATEGIES FOR ESCAPEES

Your retirement will likely last 20 years.
 Will you have 20 years worth of money?

- LICENSED financial consultants
- Free no-obligation consultation
- Thousands of options
- Offices located at Rainbow's End

SHAWN LORING, SKP #76442
Multigenerational Wealth Strategies



800-260-1615
 146 Rainbow Drive #4650
 Livingston, TX 77399-1046
 sloring@mgenwealth.com
www.mgenwealth.com

Securities offered through Securities America, Inc., Member FINRA/SIPC. Advisory Services offered through Securities America Advisors, Inc. Branch 575471: 111 Pearl Thomas Road, Livingston, TX 77351. Tax and insurance services offered through Multigenerational Wealth Strategies, LLC, which is not affiliated with Securities America Companies. Legal services offered through Loring & Associates, PLLC, which is not affiliated with Securities America Companies.

Find friends, SKPs and other RVers near you. In real time. For free.

RVillage

TRAVEL. PARK. CONNECT



Welcome These NEW

COMMERCIAL MEMBERS

All Day \$49 Montana
 Registered Agent, LLC CM #810
 406-552-0004

Comfort Ride Hitch CM #811
 844-873-5010

Camp Mi Casa on the Route RV Park CM #812
 417-358-7829

Pace Funeral Home CM #813
 936-327-8710

Felton's RV Service CM #814
 713-695-0067

RV LED Lights CM #815
 623-328-9873

Advertising Opportunities with ESCAPEESRVClub®

Join the unique advertising opportunities provided by Escapees RV Club and place your product or service before a large, dynamic and well-established RV community with regular advertising.

For more information, visit:

www.escapees.com
 call 888-757-2582 or e-mail
commercialmembership@escapees.com.

First National Bank of Livingston

WE RANK AMONG THE NATION'S
STRONGEST BANKS.

936-327-1234 or 800-324-9279

Member FDIC Each depositor insured to at least \$250,000.



Download our App for your mobile device or visit us on the web at
www.fnblivingston.com



Gift Certificate

The gift of safety!

for your next lesson
 (Must be redeemed by January 1, 2014)

RV Driving School
 Director George W. Mayleben

Proudly endorsed by
 ESCAPEES RV CLUB

RV Driving School

RVSchool.com
 530.978.0111

Sign Up for Escapees
 Club News E-mails

BE THE FIRST TO KNOW

www.escapees.com/benefits



ESCAPEESRVClub
 A TOTAL SUPPORT NETWORK FOR ALL RVERS

Mountainmaster.net

SHORT BED
 OR LONG BED
 & TOOLBOX



TAILGATE
 CLOSES



MOTORHOME
 5th WHEEL
 TRAVEL TRAILER
 SUV or PICKUP
 LOADING
 MOTORCYCLE
 TRIKE
 QUAD RHINO

623-451-7121

MONTANA LLC ATTORNEYS

Consult a Montana Attorney
 Low Registration Fees • Financing
 Insurance • Tax Free RV Purchases

ACTION SERVICES | 800-481-0013
 725 SW Higgins Ave., Ste. C, Missoula, MT 59803
 actionservices1@bigsky.net

www.actionservices-mt.com

First State Bank

Free Online banking
 Free 24-hour toll-free telebanking
 ATM at Escapees Rainbow's End
 Escapees Checking Account with FREE Service Charge

Located 10 miles from Escapees RV Club
 National Headquarters in Livingston, TX.
 Lobby: Mon-Fri, 8:30am-5:30pm

Member FDIC

"Your Friendly Hometown Bank"

www.fsblivingston.com
 936-327-5211 or 800-364-5211

UltraRVProducts.COM

WORKHORSE FACTORY WORKHORSE CHASSIS PARTS

KONI KONI SHOCK ABSORBERS

SAFE-T-PLUS SAFE-T-PLUS STEERING CONTROL
 Steering Control

Can't Read Your LCD Display? We Repair Workhorse Clusters!

Free Shipping on Orders Over \$100*
*Some restrictions apply. Offer is applied at checkout when "Free Ground Shipping" option is selected. Offer valid only on orders shipped within the lower 48 states.

Support@ultrarvproducts.com
360-736-2158
www.ultrarvproducts.com

Gypsy Journal
RV Travel Newspaper

Published By RVers For RVers

www.gypsyjournalrv.com

Making Sense of INVESTING

For All of Your Investment Needs

Edward Jones

Jack Haire

- Portfolio and Retirement Plan Reviews
- Retirement Plan Roll overs and Consolidation
- Fixed Income Investments
- Equity Investments
- Member SIPC

936-327-3323 or 800-636-1308
 1106 W. Church, Livingston, Texas
www.edwardjones.com
 jack.haire@edwardjones.com

ESCAPEES Travel Guide

OUR NEWEST DISCOUNT PARKS

Lemon Cove Village RV Park
 32075 Sierra Dr.
 Lemon Cove, CA 93244
 559-370-4152
 15% off daily rate

Three Oaks and A Pine RV Park
 7500 Chef Menteur Hwy
 New Orleans, LA 70126
 504-779-5757
 50% off daily rate

Whispering Meadow RV Park
 3210 Westwood RD
 Westlake, LA 70669
 337-433-8188
 15% off daily rate

Have you found an RV park that would be a candidate for the Discount Parks program?

Visit www.escapees.com/parking/travel-guide, download an application and offer it to the park manager, or e-mail the park name and address to advertising@escapee.com (888-757-2582).

Your digital *Escapees Travel Guide* is a valuable resource where you will find map overviews and listings by state. Take advantage of the many discount opportunities offered in this online book. Remember to always contact a park prior to arrival to ensure availability.

SKP Badges & Engraving

ESCAPEES RV Club
 A TOTAL SUPPORT NETWORK FOR ALL RVERS

Member Name
 SKP #123456

- Several badge designs starting at just \$5
- Custom badge danglers
- Many color options
- Optional enamel pins

www.escapees.com/badges

Guided RV Tours & Rallies

Grand Prize Sponsor at Escapade

Experience the Adventure... we'll do the rest!

COME TO OUR BOOTH AND OUR SEMINARS TO WIN GREAT PRIZES!

ADVENTURE CARAVANS

844•872•7897

Classified Ads

Sell it or Buy it!

- **Noncommercial classified ads:** \$20 minimum/base rate: up to 6 lines includes special title. Lines 7–12: \$4 per line plus base rate. Over 13 lines: \$20 per line plus 7–12 and base rate. Six lines including photo: \$50 (\$4 per additional line. Over 12 lines: Additional fees apply.)
- **Commercial classifieds:** \$20 per line, 5-line minimum, 5 percent discount for 6 issues or more. (To estimate length of ad lines, 35 characters and spaces equal one line.)
- **To send ad copy:** Mail typed submission and payment to *Escapees Magazine*, Attn: Classified Ads, 100 Rainbow Drive, Livingston, TX 77351-9300, or send it with a credit card number to 936-327-4388 (fax) or e-mail advertising@escapees.com.
- **Copy deadlines:** (Subject to space availability)
 J/F-Nov. 10 M/A-Jan. 10 M/J-March 10 J/A-May 10 S/O-July 10 N/D-Sept. 10

HOME BASE

Linda Stevens—Agent C21 AzWest
North Ranch • LindasellsAz@msn.com

Small Lots: Sm360 Shed/RVHU, \$50K*owc
 Sm265 Prk+Deck, \$59K Sm267 Prk+Deck, \$53K
 Sm289 PrkNice-AZ Rm Furn Crprt, \$69,9
 Sm301 Prk+AZrm LdskpdCarPrtCrnr, \$75K
 Sm304 Hse+AZ, \$43,5 Sm405 Prk Wow, \$62K
 Sm344 GuestShed, \$49,9 Sm384 RVHU, \$59K
 Sm351 Prk+Deck\$call Sm415FrnPrk, \$59,9
 Sm380 Prk+AZrm, \$85K Sm381 RVHU, \$40K
 Large Lots: LgL-3 Furn 1+2Den, \$129,7
 Lg6 Furn/1+2Den NewRoof, NEW, \$139,9
 Lg15 Shed+2RVHU, \$73K
 Lg18 Beautiful Hse,Shp,Grg, \$149,9
 Lg20 GmeRm+Dn+2BA+RVHU, \$224,9
 Lg41 RVHU, \$59,999 Lg69 Site Hse 2HU, \$85K
 Lg93 New Kit/Floors 1+2Den+2Gge, \$124,9
 Lg87 Hse,Gar, Shop, RVHU Nice, \$145,5
 Lg145CasitaGar2 50-amp HUs, \$110K
 Lg185 SiteBlt/Shop/Gar/2HU \$175K
 Lg188 Cute Casita Ldskpd Views \$119K
 Lg197 SiteBult Beauty w/Loft \$174,5
 LLg233L Hse On BLM \$call
 L-80 sold L-295 sold L-341 sold L-171 sold
 L-40 sold L-323 sold L-340 sold L-38 sold
Linda Stevens, 928-232-9060, SKP 30347
www.CongressMoves.com

ARIZONA RV HOMES.COM: New smaller custom homes from \$160K with full-hookup RV parking inside a 22x52 garage with additional outside guest parking area. Boating, off-roading, casinos, only 2 hours from Las Vegas. Great home base or snowbird retreat. See us online at Arizonarvhomes.com or call 928-768-2900, Ron Bernstein.

Texas—Sargent: 2 FHU RV lots for rent. Each lot is 50'x100'. One mile from the gulf and one-half mile from marina and boat launch. Daily, weekly or monthly rates. 979-429-1759.



All the best of Florida living: 3/2 with 4 car/shop/boat house with lift, 4,900 sq. ft. under roof. Enclosed pool with all-season sunroom. Fenced back with RV pad + 50-amp hookup. Lake access to the Lake County Harris Chain of Lakes. \$425K. See details. MLS#T2796460 Contact Merrilyn: 352-742-0721 or 954-205-4327. craftyhands13@gmail.com.

HELP WANTED

Caretakers Needed: We need caretakers in the fall and winter at Tynda's Nature Reserve, where caretakers are needed all year-round. Rural, but not isolated. 40 miles east of Eugene, Oregon, in the foothills of the Cascades. All summer and winter activities. Looking especially for those who want to spend the year. 541-782-1072. gailhaws@hotmail.com.

MEMBERSHIP SALES

Campground Membership Outlet Since 1991: To buy, 800-272-0401; to sell, 800-952-0401. Any membership nationwide. Best prices ever.

PRODUCTS

LUNATEC®: Self-cleaning washcloths and odor-free dishcloths are amazing. They have less bacteria, no smell and offer more convenience. Ideal for RVs and homes. Live healthier. 858-653-0401. www.lunategear.com

LUNATEC's®: Aquabot® turns water bottles into misters and high-pressure sprayers. Cool you and your pets, clean gear and hydrate. www.lunategear.com

Naturally Charming
Gift for Dad



Adopt-A-Manatee®
this Father's Day



Call 1-800-432-5646 (JOIN)
savethemanatee.org

Photo © David Schrichte

Advertisers Index

These advertisers provide RV-related services that you can use!

What to do with Your RVing Photos



1 During your travels, you take a vertical photo of your RV that you love.

2

You are then struck with a genius idea! "I should send this photo to *Escapees* magazine!"



3 You promptly e-mail your high-resolution photo with caption info to **graphics@escapees.com**.

4

Escapees magazine LOVES your photo and chooses it for the cover!



5

Now you have extra cash and can brag to all your RVing friends about being a published photographer.



Action Services, LLC	CM# 194.....	85
Adventure Caravans.....	CM# 35.....	85
AIS RV Insurance	CM# 39.....	Cover
Alliant Credit Union	CM# 289.....	Cover
AM Solar, Inc.	CM# 545.....	75
ARPC, LLC	CM# 748.....	69
BancorpSouth Insurance	CM# 124.....	71
Battery Solutions and Innovations		57
Burro Mountain Homestead.....		84
Central Florida RV Center.....	CM# 740.....	81
Classified Ads		86
Comfort Ride Hitch.....		25
Day's End Journal and Directory		17
Edward Jones Investments		85
Essex Credit Corporation.....	CM# 751.....	19
Felton's RV Service		39
First National Bank.....	CM# 126.....	84
First State Bank.....	CM# 45.....	85
Giraffe G4		35
Gypsy Journal	CM# 786.....	85
Marketplace.....		84
Miller Insurance.....	CM# 285.....	61
Mountain Masters Truck Accessories		84
Multigenerational Wealth Strategies	CM# 13.....	84
Passport America Club.....		29
RV Comfort Systems, LLC		73
RV Driving School	CM# 3.....	84
RV Roofing Solutions		67
RV Solar Electric.....	CM# 28.....	51
RVers Health Insurance.....	CM# 747.....	Cover
RVillage		84
RVs for Less		27
SkyMed	CM# 85.....	41
Southeast Publications, Inc.	CM# 60.....	33
Truma		11
Ultra RV Products.....		85
Workamper, Inc.	CM# 14.....	77

ESCAPEESRVClub® Advertising

Escapees Books (Kay Peterson).....	73	Escapees Lamplighter Program.....	88
Escapees CARE, Inc.....	64	Escapees Mail Service.....	43
Escapees Club e-News	84	Escapees Membership Application	2
Escapees Commercial Members	84	Escapees RVers' Boot Camp	53
Escapees Cover Photos.....	87	Escapees RVers' Good Neighbor Policy	18
Escapees Discount Parks.....	85	Escapees SmartWeigh Program	22
Escapees Education Programs	7	Escapees Veteran's Discount Program.....	09
Escapees Escapade Information.....	12		

Download a copy of the *Escapees* magazine photographic guidelines when you visit: www.escapees.com/knowledge/escapees-magazine

Final Journeys

Farewell to our Escapees Friends

- The Escapees RV Club expresses sincere condolences to the families and friends of deceased members.
- We appreciate notification of the deceased by caring friends; however, please obtain permission from a spouse or family member before submitting a notice for publication.
- Send your Final Journeys notice to: departmentseeditor@escapees.com or mail to: *Escapees* magazine, 100 Rainbow Drive, Livingston, Texas 77351

Berry, Vicki #69191-February 10, 2016: (James, 122 Rainbow Dr., #2227, Livingston, TX 77399-1022) My wife died in her sleep. She enjoyed traveling in our RV and visiting many wonderful places and meeting new friends along the way. To Vicki, 12 years on the road were some of the happiest moments of her life. The friends we met along the way will remember my Vic for her humor, smiles, laughter and friendliness.

Brock, Ben #86887-January 21, 2016: (Betsy, 230 Rainbow Dr., #13059, Livingston, TX 77399-2030) Ben died quietly in Houston surrounded by his family after a long battle with pulmonary fibrosis. His greatest joy was traveling to 48 U.S. states, five Canadian provinces and meeting people along the way during 13 years of full-time RVing. Those who heard his many stories never forgot them. We volunteered in many public parks, museums and other locations, including the Battleship Texas, in Houston; the Atlantic salmon fish hatchery, in Maine; the Museum of Family Camping, in New Hampshire and several state parks. We also worked for five years after his first retirement. Ben was buried in Memphis in historic Elmwood Cemetery.

Coler, Jimmie Sue #34782-November 22, 2015: (George, 3521 W. Calla Rd., Canfield, OH 44406) Jimmie Sue battled cancer for two years. She enjoyed every moment of being in Escapees RV Club and appreciated every hug she and her husband received. Thanks to Escapees, she got to visit 48 states. It was her dream.

Crispell, Pearl #9241-January 30, 2016: (Bud, 2700 Avenue N, #309, Rosenberg, TX 77471) It has been a long and fine journey of nearly 30 years

as an active Escapees member, seventeen years as a Saguaro SKP Co-Op owner, beginning at its opening, and six years at Escapees CARE. Bud and I worked, played and made many loving, great friends. We had many articles written for *Escapees* magazine; this will be my last. Thank you, SKPs. (Written by Pearl and given to a friend to be summited.)

Farinacci, Jack #2063-February 27, 2016: Jack and his wife, Sharon, were long-time members of Escapees. He was fun-loving and enjoyed camping and meeting new people. Jack looked forward to traveling south every winter with his camper and exploring new areas. (Reported by friend Ann Nelson #90358.)

George, Edward David #1808-January 23, 2016: (Mary Lou, 45323 Park Sierra Dr., #220, Coarsegold, CA 93614) After a year of many hospitalizations and surgeries, a blood clot caused a fatal stroke. In his early years, Edward served in the Navy on a supply ship called the Mt. Baker, between Korea and Vietnam. He came to Park Sierra in 1994, actively volunteering for many jobs at this special park where I will remain. Edward was 82 years old.

Parr, Donald #6961-October 15, 2015 (Ruth, 75 Money Hill Road, Chepachet, RI 02814-1305) As lifetime Escapees members, we were original members of The Resort SKP Co-Op in Florida, and we had many fond memories from those 25 years. At Escapade, we were on the parking committee, chairman of the parking committee, chairman of the outdoor market area and coordinators. Don enjoyed traveling, Escapades and time at The Resort. I will continue to live at home.

“Long after he had gone, people knew which way he went from the burning lamps he left behind.”

This simple line from a story about an old English lamplighter illustrates the Escapees RV Club philosophy. The Lamplighter program began in 2003 to thank you for spreading the word about Escapees to your fellow RVers.

ESCAPEES Lamplighter Member Referral Program



LAMPLIGHTER REWARD LEVELS

MEMBER REFERRALS	REWARD	MEMBER REFERRALS	REWARD
1 Lamplighter pin		7 Lamplighter flame	
3 Lamplighter flame		9 Lamplighter flame	
5 Lamplighter flame		11 Lamplighter flame	
6 \$60 in Escapees gift certificates		12 \$150 in Escapees gift certificates	



rver

Insurance Exchange

In Partnership with **ESCAPEESRVClub**[®]

The #1 Insurance Resource for RVers

The RVer Insurance Exchange provides free instant or customized quotes and informs RVers about new health insurance industry changes relative to the RV lifestyle. As brokers with connections to most states, the RVer Insurance Exchange team is able to shop multiple carriers to find each client the best coverage at the best rates. Additionally, the RVer Insurance Exchange provides easy access to all the RV/Auto insurance agencies that Escapes recommends.



The RVer Insurance Exchange is a one-stop shop resource for all RV lifestyle-related insurances including:

- Medical/Health-related products
- Individual and Family Health
- Medicare Supplement
- Medicare Advantage
- Medicare Part D
- Emergency Medical Transportation
- Telemedicine (which offers unlimited virtual office visits plus discounts on dental, vision, and Rx)

Visit www.rverinsuranceexchange.com today and get your free customized quote!

May/June 2016
www.escapees.com



Having Specialty RV Insurance is like a road trip without roadblocks.

We make sure you don't have unexpected cost by providing extra coverage with a Specialty RV Insurance policy.

- Guaranteed Replacement Protection
- Personal Contents Coverage
- Full Timer Protection
- Campsite Liability

AIS RV Specialists can help save you time and money by shopping multiple RV specialty carriers to help find you the best combination of price and coverage.

Get your free quote today

 **(800) 822-9907**

 **AISRInsurance.com**



Proud to offer Insurance by
PROGRESSIVE

 **Recreational
Vehicle
Insurance**
We Search. We Find. You Save.